



# ALPHA SCHOOL SOFTWARE

**ACCOUNTANT PANNEL**

# DASHBOARD

**School Manag..** User 4 Accountant

- Dashboard
- Teacher
- Attendance
- Message
- Media
- Payroll
- Purchase
- Inventory
- Leave Application
- Activities
- Member
- Transport
- Hostel
- Sponsorship
- Account
- Announcement
- Report

**11** Teacher

**16** Fee Types

**48** Invoice

**24** Member

### 2023 Accounts Summary

Click month income or expense column to view day wise account summary

Amount

Month

Month	Income	Expense
January	0	0
February	0	0
March	0	0
April	0	0
May	0	0
June	0	0
July	~55k	~55k
August	~40k	~40k
September	0	0
October	0	0
November	0	0
December	0	0

### Students Today's Attendance

Click the columns to view this month student attendance

Attendance

**User 4**  
Accountant

Activate Windows  
Go to Settings to activate Windows.

Copyright © School Management System v 5.6

Type here to search

32°C Sunny 1:07 PM 8/26/2023

# TEACHER

School Manag..

User 4  
Accountant

Teacher

Dashboard / Teacher

Copy Excel CSV PDF Search:

#	Photo	Name	Email	Action
1		Ali Shohag	teacher000@gmail.com	
2		Alisha Henry	AlishaHenry@dayrep.com	
3		Archie Webb	ArchieWebb@dayrep.com	
4		Georgina Hayward	GeorginaHayward@rhyta.com	
5		Jordan Mitchell	JordanMitchell@teleworm.us	
6		Katie Walsh	KatieWalsh@teleworm.us	
7		Maisie Pollard	MaisiePollard@rhyta.com	
8		Mia O'Donnell	MiaODonnell@jourrapide.com	
9		Naomi Doyle	NaomiDoyle@jourrapide.com	
10		Riley Reynolds	RileyReynolds@teleworm.us	

Copyright © School Management System

Activate Windows  
Go to Settings to activate Windows.

v 5.6

Type here to search

32°C Sunny 1:08 PM 8/26/2023

# ATTENDANCE > TEACHER ATTENDANCE

The screenshot displays a web application interface for 'School Manag..'. The main content area is titled 'Teacher Attendance' and features a table with 10 rows of teacher records. Each row includes a number, a photo, a name, an email address, and an action icon. The table is filtered by 'Copy', 'Excel', 'CSV', and 'PDF' options. A search bar is located at the top right of the table area. The application footer includes 'Copyright © School Management System' and 'v 5.6'. The browser address bar shows 'https://demo.school.inilabs.xyz/tattendance'. The Windows taskbar at the bottom shows the time as 1:08 PM on 8/26/2023, with a temperature of 32°C and 'Sunny' weather.

#	Photo	Name	Email	Action
1		Ali Shohag	teacher000@gmail.com	
2		Alisha Henry	AlishaHenry@dayrep.com	
3		Archie Webb	ArchieWebb@dayrep.com	
4		Georgina Hayward	GeorginaHayward@rhyta.com	
5		Jordan Mitchell	JordanMitchell@teleworm.us	
6		Katie Walsh	KatieWalsh@teleworm.us	
7		Maisie Pollard	MaisiePollard@rhyta.com	
8		Mia O'Donnell	MiaODonnell@jourrapide.com	
9		Naomi Doyle	NaomiDoyle@jourrapide.com	
10		Riley Reynolds	RileyReynolds@teleworm.us	



# ATTENDANCE > USER ATTENDANCE

The screenshot shows a web application interface for a School Management System. The main content area displays the 'User Attendance' page, which includes a table of users and their roles. The table has columns for '#', 'Photo', 'Name', 'Email', 'Role', and 'Action'. There are 4 rows of data. The interface also features a sidebar menu on the left, a top navigation bar, and a footer with copyright information.

#	Photo	Name	Email	Role	Action
1		User 1	user1@rhyta.com	Moderator	
2		User 2	user2@example.com	Receptionist	
3		User 3	user3@example.com	Librarian	
4		User 4	user4@example.com	Accountant	

Showing 1 to 4 of 4 entries

Previous 1 Next

Copyright © School Management System v 5.6

# MESSAGE

The screenshot displays a web browser window with the URL `https://demo.schoolinilabs.xyz/conversation`. The application interface includes a dark sidebar on the left with a navigation menu containing items like Dashboard, Teacher, Attendance, Message, Media, Payroll, Purchase, Inventory, Leave Application, Activities, Member, Transport, Hostel, Sponsorship, Account, Announcement, and Report. The main content area is titled "Conversation" and features a "Compose" button, a "Folders" list (Conversation, Drafts, Sent, Trash), and a table for message records. The table is currently empty, displaying "No data available in table" and "Showing 0 to 0 of 0 entries". A search bar and pagination controls are also visible. The footer of the application shows "Copyright © School Management System" and "v 5.6".

Browser address bar: `https://demo.schoolinilabs.xyz/conversation`

Page Title: School Manag..

User Profile: User 4, Accountant

Navigation Menu:

- Dashboard
- Teacher
- Attendance
- Message
- Media
- Payroll
- Purchase
- Inventory
- Leave Application
- Activities
- Member
- Transport
- Hostel
- Sponsorship
- Account
- Announcement
- Report

Compose

Folders

- Conversation
- Drafts
- Sent
- Trash

Conversation

10 records per page

Search:

#	Status	Name	Subject	Attach	Time	Reply
No data available in table						

Showing 0 to 0 of 0 entries

Previous Next

Copyright © School Management System v 5.6

Activate Windows  
Go to Settings to activate Windows.










Windows Taskbar: Type here to search, 32°C Sunny, 1:14 PM 8/26/2023

# MEDIA

The screenshot displays a web browser window with the URL <https://demo.schoolinilabs.xyz/media>. The page title is "School Manag..". The user is logged in as "User 4" (Accountant). The left sidebar menu includes: Dashboard, Teacher, Attendance, Message, Media (highlighted), Payroll, Purchase, Inventory, Leave Application, Activities, Member, Transport, Hostel, Sponsorship, Account, Announcement, and Report. The main content area is titled "Media" and is currently empty. The footer of the application shows "Copyright © School Management System" and "v 5.6". A Windows watermark is visible in the bottom right corner of the application area: "Activate Windows. Go to Settings to activate Windows." The Windows taskbar at the bottom shows the search bar, taskbar icons for WhatsApp, Edge, File Explorer, Calendar, Mail, Chrome, and other applications, along with system tray information: 32°C Sunny, 1:14 PM, 8/26/2023.

# PAYROLL > SALARY TEMPLATE

The screenshot displays a web application interface for managing salary templates. The browser address bar shows the URL [https://demo.schoolinilabs.xyz/salary\\_template](https://demo.schoolinilabs.xyz/salary_template). The application header includes the text "School Manag.." and a user profile for "User 4" (Accountant). The main content area is titled "Salary Template" and features a "+ Add a Salary template" button and export options for "Copy", "Excel", "CSV", and "PDF". A search bar is also present. Below these elements is a table with the following data:

#	Salary Grades	Basic Salary	Overtime Rate	Action
1	A	20,000.00	500.00	  
2	B	10,000.00	200.00	  
3	C	5,000.00	100.00	  

Below the table, it indicates "Showing 1 to 3 of 3 entries" and includes "Previous", "1", and "Next" navigation buttons. The footer of the application shows "Copyright © School Management System" and "v 5.6". An "Activate Windows" watermark is visible in the bottom right corner of the application area. The Windows taskbar at the bottom shows the search bar, taskbar icons, system tray with weather (32°C Sunny), time (1:16 PM), and date (8/26/2023).



# PAYROLL > HOURLY TEMPLATE

School Manag..

User 4  
Accountant

Hourly Template

Dashboard / Hourly Template

+ Add a Hourly template

Copy Excel CSV PDF Search:

#	Hourly Grades	Hourly Rate	Action
1	A	1000	
2	B	500	
3	C	300	

Showing 1 to 3 of 3 entries

Previous 1 Next

Activate Windows  
Go to Settings to activate Windows.

Copyright © School Management System v 5.6

Type here to search

32°C Sunny 1:16 PM 8/26/2023

# PAYROLL > MANAGE SALARY

The screenshot shows a web browser window displaying the 'Manage Salary' page of a 'School Management System'. The browser's address bar shows the URL [https://demo.schoolinilabs.xyz/manage\\_salary](https://demo.schoolinilabs.xyz/manage_salary). The page header includes the text 'School Manag..' and a user profile for 'User 4' with the role 'Accountant'. The main content area is titled 'Manage Salary' and features a dropdown menu labeled 'Role' with the option 'Select Role'. The left sidebar contains a navigation menu with items such as 'Dashboard', 'Teacher', 'Attendance', 'Message', 'Media', 'Payroll' (expanded to show 'Salary Template', 'Hourly Template', 'Manage Salary', 'Make Payment', and 'Overtime'), 'Purchase', 'Inventory', 'Leave Application', 'Activities', 'Member', and 'Transport'. The footer of the page includes the text 'Copyright © School Management System' and 'v 5.6'. A Windows watermark is visible in the bottom right corner of the page content.

Browser: Manage Salary x +  
URL: https://demo.schoolinilabs.xyz/manage\_salary

School Manag..

User 4  
Accountant

Manage Salary

Dashboard / Manage Salary

Role  
Select Role

Payroll

- Salary Template
- Hourly Template
- Manage Salary
- Make Payment
- Overtime

Copyright © School Management System v 5.6

Activate Windows  
Go to Settings to activate Windows.

Windows taskbar: Type here to search, 32°C Sunny, 1:17 PM 8/26/2023

# PAYROLL > MAKE PAYMENT

The screenshot displays a web browser window with the following elements:

- Browser Address Bar:** [https://demo.schoolinilabs.xyz/make\\_payment](https://demo.schoolinilabs.xyz/make_payment)
- Page Title:** School Manag..
- User Profile:** User 4, Accountant
- Navigation Menu (Left Sidebar):**
  - Dashboard
  - Teacher
  - Attendance
  - Message
  - Media
  - Payroll** (Expanded)
    - Salary Template
    - Hourly Template
    - Manage Salary
    - Make Payment** (Active)
    - Overtime
  - Purchase
  - Inventory
  - Leave Application
  - Activities
  - Member
  - Transport
- Main Content Area:**
  - Page Header: Make Payment
  - Page Breadcrumbs: Dashboard / Make Payment
  - Form Field: Role (Dropdown menu with "Select Role" selected)
- Footer:** Copyright © School Management System, v 5.6
- Windows Taskbar:** Type here to search, 32°C Sunny, 1:17 PM, 8/26/2023

# PAYROLL > OVERTIME

School Manag..

User 4  
Accountant

Dashboard / Overtime

+ Add a Overtime

Copy Excel CSV PDF Search:

#	Role	User	Date	Hours	Total Amount	Action
1	Accountant	User 4	03-Aug-2022 12:10 PM	10	5000	
2	Teacher	Alisha Henry	10-May-2022 11:40 AM	2	400	
3	Moderator	User 1	15-Nov-2021 05:23 PM	1	500	
4	Accountant	User 4	22-Nov-2021 05:22 PM	1	500	

Showing 1 to 4 of 4 entries

Previous 1 Next

Activate Windows  
Go to Settings to activate Windows.

Copyright © School Management System v 5.6

Type here to search

32°C Sunny 1:20 PM 8/26/2023



# PURCHASE

School Manag..

User 4  
Accountant

Dashboard / Purchase

+ Add a Purchase

Copy Excel CSV PDF Search:

#	Asset	Vendor	Quantity	Unit	Purchase Price	Purchase Date	Service Date	Expire Date	Purchase By	Action
1	Football	Samsung	5000	Piece	5000	01 Sep 2020	30 Sep 2020	19 Sep 2020	User 1	
2	Books	Walton	5000	Piece	400	09 Sep 2020	18 Sep 2020	19 Sep 2020	User 2	
3	Books	Walton	5000	Piece	400	01 Sep 2020	09 Sep 2020	19 Sep 2020	User 3	
4	Chair	Apple	5000	Piece	5000	01 Sep 2020	16 Sep 2020	19 Sep 2020	User 1	

Showing 1 to 4 of 4 entries

Previous 1 Next

Activate Windows  
Go to Settings to activate Windows.

Copyright © School Management System v 5.6

Type here to search

32°C Sunny 1:30 PM 8/26/2023



# INVENTORY > CATEGORY

School Manag..

User 4  
Accountant

Dashboard / Category

+ Add a Category

Copy Excel CSV PDF Search:

#	Name	Description	Action
1	Dress	Dresses are generally suitable for both general and formal wear in the West for women and children.	
2	Shirt	A shirt is a cloth garment for the upper body (from the neck to the waist)	
3	Books	Book description	
4	Accessories	Accessories	

Showing 1 to 4 of 4 entries

Previous 1 Next

Copyright © School Management System v 5.6















Activate Windows  
Go to Settings to activate Windows.

Type here to search

32°C Sunny 1:33 PM 8/26/2023

# INVENTORY > PRODUCT





The screenshot displays a web application interface for 'School Manag..'. The browser address bar shows 'https://demo.schoolinilabs.xyz/product'. The user is logged in as 'User 4' with the role of 'Accountant'. The main content area is titled 'Product' and includes a '+ Add a Product' button and a search bar. Below these is a table with 7 columns: '#', 'Product', 'Category', 'Buying Price', 'Selling Price', 'Description', and 'Action'. The table contains 7 rows of product data. At the bottom of the table, it says 'Showing 1 to 7 of 7 entries' and has 'Previous', '1', and 'Next' navigation buttons. The footer of the application includes 'Copyright © School Management System' and 'v 5.6'. An 'Activate Windows' watermark is visible in the bottom right corner of the application area. The Windows taskbar at the bottom shows the search bar, task view, and various application icons, along with system tray information: 32°C Sunny, 1:33 PM, 8/26/2023.

#	Product	Category	Buying Price	Selling Price	Description	Action
1	Laptop	Accessories	10000	15000	A laptop, also called a notebook computer	 
2	Shirt	Shirt	700	800	School uniform shit.	 
3	Cap	Accessories	550	650		 
4	Sesher Kobita	Books	1000	1250	Sesher Kobita Books	 
5	Oitihasuk Kahini Samagro	Books	900	950	Oitihasuk Kahini Samagro	 
6	Jama	Dress	1250	1450		 
7	Bag	Accessories	1250	1450		 

# INVENTORY > WAREHOUSE

The screenshot displays a web application interface for a School Management System, specifically the Warehouse management section. The browser address bar shows the URL <https://demo.schoolinilabs.xyz/productwarehouse>. The user is logged in as 'User 4' (Accountant).

The main content area is titled 'Warehouse' and includes a '+ Add a Warehouse' button. Below this, there are export options for 'Copy', 'Excel', 'CSV', and 'PDF', and a search input field. A table lists the existing warehouses:

#	Name	Code	Email	Phone	Address	Action
1	Mirpur-1	20190	mirpur1@gmail.com	0178456215	Mirpur 1, Dhaka, Bangladesh	 
2	Mirpur 10	20191	mirpur10@gmail.com	0178999995	Mirpur 10, Dhaka, Bangladesh	 

Below the table, it indicates 'Showing 1 to 2 of 2 entries' and provides navigation buttons for 'Previous', '1', and 'Next'.

The footer of the application contains the text 'Copyright © School Management System' and 'v 5.6'. An 'Activate Windows' watermark is also visible in the bottom right corner of the application area.

# INVENTORY > SUPPLIER

School Manag..

User 4  
Accountant

Supplier

Dashboard / Supplier

+ Add a Supplier

Copy Excel CSV PDF Search:

#	Company Name	Supplier Name	Email	Phone	Address	Action
1	Greenlab	John Doe	johndoe@gmail.com	01478962574	Dhaka, Bangladesh	
2	Joulas Labs	Md Riad Hossain	riad@inilabs.com	01235698444	Dhaka, Bangladesh	
3	Smart Shop	Kamran Akmal	kamran@inilabs.com	01478852488	Khulina, 1207	

Showing 1 to 3 of 3 entries

Previous 1 Next

Activate Windows  
Go to Settings to activate Windows.

Copyright © School Management System v 5.6

Type here to search

32°C Sunny 1:33 PM 8/26/2023



# INVENTORY > PURCHASE

School Manag..

User 4  
Accountant

Dashboard / Purchase

+ Add a Purchase

Copy Excel CSV PDF Search:

#	Reference No	Supplier	Date	File	Grand Total	Paid	Balance	Action
1	05	Joulas Labs	14 Jul 2022		250,000.00	0.00	250,000.00	
2	03	Greenlab	14 Jul 2022		14,700.00	0.00	14,700.00	
3	02	Smart Shop	14 Jul 2022		15,000.00	0.00	15,000.00	
4	01	Greenlab	14 Jul 2022		9,000.00	0.00	9,000.00	

Showing 1 to 4 of 4 entries

Previous 1 Next

Activate Windows  
Go to Settings to activate Windows.

Copyright © School Management System v 5.6

Type here to search

32°C Sunny 1:33 PM 8/26/2023



# INVENTORY > SALE







School Manag..

Accountant

Dashboard / Sale

+ Add a Sale

Copy Excel CSV PDF Search:

#	Reference No	Role	User	Date	File	Grand Total	Paid	Balance	Action
1	02	Librarian	User 3	14 Jul 2022		4,000.00	4,000.00	0.00	  
2	01	Accountant	User 4	14 Jul 2022		1,250.00	1,250.00	0.00	  

Showing 1 to 2 of 2 entries

Previous 1 Next

Copyright © School Management System v5.6





Activate Windows  
Go to Settings to activate Windows.

Type here to search

32°C Sunny 1:34 PM 8/26/2023

# LEAVE APPLICATION > LEAVE ASSIGN

The screenshot shows a web browser window displaying the 'Leave Assign' page of a 'School Management System'. The browser's address bar shows the URL 'https://demo.schoolinilabs.xyz/leaveassign'. The page header includes 'School Manag..' and 'User 4' with a profile icon. A dark sidebar on the left contains a navigation menu with items like Dashboard, Teacher, Attendance, Message, Media, Payroll, Purchase, Inventory, Leave Application (expanded), Leave Assign (selected), Leave Apply, Activities, Member, Transport, Hostel, Sponsorship, and Account. The main content area is titled 'Leave Assign' and features a '+ Add a leave assign' button, export options (Copy, Excel, CSV, PDF), and a search box. Below these is a table with the following data:

#	Role	Category	NO of Day	Action
1	Accountant	Sick Leave	2	 
2	Student	Holiday leave	1	 

Below the table, it says 'Showing 1 to 2 of 2 entries' and includes 'Previous', '1', and 'Next' navigation buttons. At the bottom of the page, there is a copyright notice 'Copyright © School Management System v 5.6' and an 'Activate Windows' watermark.

# LEAVE APPLICATION > LEAVE APPLY

The screenshot shows a web browser window displaying a 'Leave Apply' page. The browser's address bar shows the URL 'https://demo.schoolinilabs.xyz/leaveapply'. The page title is 'School Manag..'. The user is logged in as 'User 4' (Accountant). The main content area is titled 'Leave Apply' and includes a '+ Add a leave application' button and a search bar. Below these is a table with columns: '#', 'Application To', 'Category', 'Date', 'Schedule', 'Days', 'Attachment', 'Status', and 'Action'. The table is currently empty, displaying 'No data available in table' and 'Showing 0 to 0 of 0 entries'. The left sidebar contains a navigation menu with items: Dashboard, Teacher, Attendance, Message, Media, Payroll, Purchase, Inventory, Leave Application (expanded), Leave Assign, Leave Apply, Activities, Member, Transport, Hostel, Sponsorship, and Account. The bottom of the page shows 'Copyright © School Management System' and 'v 5.6'. An 'Activate Windows' watermark is visible in the bottom right corner. The Windows taskbar at the bottom shows the search bar, taskbar icons, system tray, and date/time (1:39 PM, 8/26/2023).

Browser: Leave Apply | URL: https://demo.schoolinilabs.xyz/leaveapply

Page Title: School Manag..

User: User 4 (Accountant)

Page Title: Leave Apply | Dashboard / Leave Apply

+ Add a leave application

Copy Excel CSV PDF Search:

#	Application To	Category	Date	Schedule	Days	Attachment	Status	Action
No data available in table								

Showing 0 to 0 of 0 entries

Previous Next

Activate Windows  
Go to Settings to activate Windows.

Copyright © School Management System | v 5.6

Windows Taskbar: Type here to search | 32°C Sunny | 1:39 PM 8/26/2023

# ACTIVITIES

The screenshot shows a web browser window with the URL <https://demo.schoolinilabs.xyz/activities>. The page title is "School Manag..". The user is logged in as "User 4" (Accountant). The left sidebar menu includes: Dashboard, Teacher, Attendance, Message, Media, Payroll, Purchase, Inventory, Leave Application, **Activities**, Member, Transport, Hostel, Sponsorship, Account, Announcement, and Report.

The main content area displays three activity posts by "Johne Doe":

- Post 1:** Shared Publicly - Wednesday 3rd of Aug 2022 02:33:11 AM. Content: "Football, also called association football or soccer, is a game involving two teams of 11 players who try to maneuver the ball into the other team's goal without using their hands or arms. The team that scores more goals wins. Football is the world's most popular ball game in numbers of participants and spectators." Timestamps: 01:35:00 PM, 01:35:00 PM, 01:35:00 PM.
- Post 2:** Shared Publicly - Wednesday 3rd of Aug 2022 02:31:23 AM. Content: "apple (Malus domestica), fruit of the domesticated tree Malus domestica (family Rosaceae), one of the most widely cultivated tree fruits. The apple is a pome (fleshy) fruit, in which the ripened ovary and surrounding tissue both become fleshy and edible. The apple flower of most varieties requires cross-pollination for fertilization. When harvested, apples are usually roundish, 5-10 cm (2-4 inches) in diameter, and some shade of red, green, or yellow in colour; they vary in size, shape, and acidity depending on the variety." Timestamps: 01:35:00 PM, 01:35:00 PM, 01:35:00 PM.
- Post 3:** Shared Publicly - Wednesday 3rd of Aug 2022 02:30:31 AM.

At the bottom of the page, there is a copyright notice: "Copyright © School Management System" and a version number: "v 5.6". An "Activate Windows" watermark is also present in the bottom right corner of the page content.

The Windows taskbar at the bottom shows the search bar with "Type here to search", several application icons (including WhatsApp, Edge, File Explorer, Mail, Chrome, VS Code, and Xd), and system tray information: "32°C Sunny", "1:42 PM", and "8/26/2023".



# MEMBER

The screenshot shows a web browser window displaying the 'Library Member' page of a 'School Management System'. The browser's address bar shows the URL 'https://demo.schoolinilabs.xyz/l/member'. The page features a dark sidebar on the left with navigation links: Dashboard, Teacher, Attendance, Message, Media, Payroll, Purchase, Inventory, Leave Application, Activities, Member (highlighted), Transport, Hostel, Sponsorship, Account, Announcement, and Report. The main content area has a header 'Library Member' and a breadcrumb 'Dashboard / Library Member'. Below the header is a 'Select Class' dropdown menu. The main section is titled 'All Students' and contains a table with columns: #, Photo, Name, Roll, Email, and Action. The table is empty, with the message 'No data available in table' and 'Showing 0 to 0 of 0 entries'. There are 'Copy', 'Excel', 'CSV', and 'PDF' buttons above the table, and a search box. At the bottom of the table are 'Previous' and 'Next' navigation buttons. The footer of the page includes 'Copyright © School Management System' and 'v 5.6'. An 'Activate Windows' watermark is visible in the bottom right corner of the page content.



# TRANSPORT > TRANSPORT

The screenshot displays a web application interface for 'School Management System'. The browser address bar shows the URL <https://demo.schoolinilabs.xyz/transport>. The page title is 'School Manag..' and the user is logged in as 'User 4' (Accountant).

The main content area is titled 'Transport' and includes a '+ Add a transport' button. Below this, there are export options: 'Copy', 'Excel', 'CSV', and 'PDF'. A search bar is also present.

#	Route Name	Number of Vehicle	Route Fare	Note	Action
1	Mirpur To Dhanmondi	5542012	100		
2	Mirpur To Gulsan	56	200		
3	Mirpur To Farmgate	44	300		
4	Mirpur To Mohakahli	23	300		
5	dhaka To cox's bazar	36	650		

Showing 1 to 5 of 5 entries

Navigation: Previous | 1 | Next

Footer: Copyright © School Management System v 5.6

System tray: 32°C Sunny, 1:43 PM, 8/26/2023

# TRANSPORT > MEMBER

The screenshot shows a web browser window displaying a school management system interface. The browser's address bar shows the URL <https://demo.schoolinilabs.xyz/tmember>. The page title is "School Manag..".

The interface features a dark sidebar on the left with a user profile for "User 4" (Accountant) and a list of navigation items: Dashboard, Teacher, Attendance, Message, Media, Payroll, Purchase, Inventory, Leave Application, Activities, Member, Transport, Hostel, Sponsorship, and Account. The "Transport" menu is expanded, showing "Transport" and "Member" options.

The main content area is titled "Transport Member" and includes a breadcrumb trail: "Dashboard / Transport Member". A "Select Class" dropdown menu is located at the top right of the main area. Below it, there is a section for "All Students" with export buttons for "Copy", "Excel", "CSV", and "PDF", and a search input field.

A table is displayed with the following headers: "#", "Photo", "Name", "Roll", "Email", and "Action". The table content is empty, with the message "No data available in table" and "Showing 0 to 0 of 0 entries". Navigation buttons for "Previous" and "Next" are at the bottom right of the table area.









At the bottom of the page, there is a copyright notice: "Copyright © School Management System" and a version number "v 5.6". An "Activate Windows" watermark is also visible in the bottom right corner.

The Windows taskbar at the bottom shows the search bar with the text "Type here to search", several application icons, and system tray information including "32°C Sunny", "1:44 PM", and "8/26/2023".

# HOSTEL > HOSTEL

The screenshot displays a web application interface for a School Management System. The browser address bar shows the URL <https://demo.school.inilabs.xyz/hostel>. The page title is "School Manag..". The user is logged in as "User 4" with the role of "Accountant".

The main content area is titled "Hostel" and includes a breadcrumb "Dashboard / Hostel". Below the title, there is a link to "Add a hostel" and export options for "Copy", "Excel", "CSV", and "PDF". A search bar is also present.

#	Name	Type	Address	Note	Action
1	Dhanmondi Boys Hostel	Boys	Dhanmondi,dhaka		 
2	Dhanmondi Girl Hostel	Girls	Dhanmondi,dhaka		 
3	Mirpur Girls Hostel	Girls	mirpur-2,dhaka		 
4	Green Hostel	Combine	mirpur-2,dhaka		 

Showing 1 to 4 of 4 entries

Navigation: Previous | 1 | Next

Copyright © School Management System v 5.6

Activate Windows  
Go to Settings to activate Windows.

# HOSTEL > CATEGORY

School Manag..

User 4  
Accountant

Category

Dashboard / Category

+ Add a category

Copy Excel CSV PDF

Search:

#	Hostel Name	Class Type	Hostel Fee	Note	Action
1	Dhanmondi Boys Hostel	A	5000		
2	Dhanmondi Boys Hostel	B	4000		
3	Dhanmondi Boys Hostel	C	3000		
4	Dhanmondi Girl Hostel	A	5000		
5	Dhanmondi Girl Hostel	B	4000		
6	Dhanmondi Girl Hostel	C	3000		
7	Mirpur Girls Hostel	A	5000		
8	Mirpur Girls Hostel	B	4000		
9	Mirpur Girls Hostel	C	3000		

Showing 1 to 9 of 9 entries

Previous 1 Next

Activate Windows  
Go to Settings to activate Windows.

Copyright © School Management System v5.6

Type here to search

32°C Sunny 1:46 PM 8/26/2023



# HOSTEL > MEMBER

The screenshot displays a web application interface for 'Hostel Member' management. The browser address bar shows the URL <https://demo.schoolinilabs.xyz/hmember>. The page title is 'School Manag..'.

**Navigation Sidebar:**

- User 4 (Accountant)
- Dashboard
- Teacher
- Attendance
- Message
- Media
- Payroll
- Purchase
- Inventory
- Leave Application
- Activities
- Member
- Transport
- Hostel
  - Hostel
  - Category
  - Member
- Sponsorship

**Main Content Area:**

**Hostel Member** Dashboard / Hostel Member

Select Class

All Students

Copy Excel CSV PDF Search:

#	Photo	Name	Roll	Email	Action
No data available in table					

Showing 0 to 0 of 0 entries

Previous Next

Copyright © School Management System v 5.6

Activate Windows  
Go to Settings to activate Windows.



# SPONSORSHIP > CANDIDATE

The screenshot shows a web browser window displaying the 'Candidate' page of a 'School Management System'. The browser's address bar shows the URL 'https://demo.schoolinilabs.xyz/candidate'. The page features a dark sidebar menu on the left with options like Dashboard, Teacher, Attendance, Message, Media, Payroll, Purchase, Inventory, Leave Application, Activities, Member, Transport, Hostel, Sponsorship, Candidate, Sponsor, and Sponsorship. The main content area is titled 'Candidate' and includes a '+ Add a Candidate' button and export options (Copy, Excel, CSV, PDF). A search bar is located on the right. Below these elements is a table listing candidates with the following data:

#	Photo	Name	Register NO	Class	Sponsor	Action
1		Amy Marshall	4556 0405 1466 6334	Three	Chandler Bing	
2		Amy Marshall	4556 0405 1466 6334	Four	Chandler Bing	
3		Harvey Cooper	2345	Two		
4		Harvey Cooper	2345	Three		
5		Alexander Williams	077 2551 7317	Three		
6		Alexander Williams	077 2551 7317	Four		
7		Sebastian Carroll	078 8275 5468	Three		
8		Sebastian Carroll	078 8275 5468	Four		
9		Morgan Whitehead	078 8669 1261	Three	Meta Inc.	

The footer of the page contains the text 'Copyright © School Management System' and 'v 5.6'. An 'Activate Windows' watermark is visible in the bottom right corner of the page content.

# SPONSORSHIP > SPONSOR

School Manag..

User 4  
Accountant

Sponsor

Dashboard / Sponsor

+ Add a Sponsor

Copy Excel CSV PDF Search:

#	Sponsor (Primary Field)	Sponsor (Secondary Field)	Country	Action
1	Chandler Bing	Mayan Inc.	Albania	
2	Meta Inc.	Mark Zukerberg	Albania	
3	Hubble Top Industry	Thomas Hubble	American Samoa	

Showing 1 to 3 of 3 entries

Previous 1 Next

Activate Windows  
Go to Settings to activate Windows.

Copyright © School Management System v5.6

Type here to search

32°C Sunny 1:49 PM 8/26/2023

# SPONSORSHIP > SPONSORSHIP

The screenshot displays a web application interface for 'School Management System'. The browser address bar shows the URL <https://demo.schoolinilabs.xyz/sponsorship>. The page title is 'School Manag..' and the user is logged in as 'User 4' (Accountant).

The main content area is titled 'Sponsorship' and includes a '+ Add a Sponsorship' button. Below this, there are export options: 'Copy', 'Excel', 'CSV', and 'PDF'. A search bar is also present.

The table below lists 5 sponsorship entries:

#	Candidate Name	Sponsor Name	Start Date	End Date	Amount	Status	Action
1	Freddie Burrows	Meta Inc.	25 Nov 2021	25 Nov 2022	1200000	Expired	+ [edit]
2	Joseph David	Hubble Top Industry	25 Nov 2021	25 Nov 2022	20000	Expired	+ [edit]
3	Freddie Burrows	Hubble Top Industry	04 Nov 2021	04 Nov 2022	120000	Expired	+ [edit]
4	Morgan Whitehead	Meta Inc.	01 Nov 2021	01 Nov 2022	33390	Expired	+ [edit]
5	Amy Marshall	Chandler Bing	01 Nov 2021	01 Nov 2022	10000	Expired	+ [edit]

Showing 1 to 5 of 5 entries

Navigation: Previous 1 Next

Copyright © School Management System v5.6

Activate Windows  
Go to Settings to activate Windows.

# ACCOUNT > FEE TYPES

The screenshot displays a web application interface for managing school fee types. The browser address bar shows the URL <https://demo.schoolinilabs.xyz/feetypes>. The application header includes the text "School Manag.." and a user profile for "User 4" with the role "Accountant".

The main content area is titled "Fee Types" and features a "+ Add a Fee Type" button. Below this are export options for "Copy", "Excel", "CSV", and "PDF", and a search input field. The central element is a table listing fee types:

#	Fee Type	Note	Action
1	Books Fine	Don't delete it!	
2	Library Fee	Don't delete it!	
3	Transport Fee	Don't delete it!	
4	Hostel Fee	Don't delete it!	
5	Tuition Fee [Jan]		
6	Tuition Fee [Feb]		
7	Tuition Fee [Mar]		
8	Tuition Fee [Apr]		
9	Tuition Fee [May]		
10	Tuition Fee [Jun]		

Below the table, it indicates "Showing 1 to 10 of 16 entries" and includes pagination controls for "Previous", "1", "2", and "Next".

The sidebar on the left contains the following navigation items: Dashboard, Teacher, Attendance, Message, Media, Payroll, Purchase, Inventory, Leave Application, Activities, Member, Transport, Hostel, Sponsorship, Account, Fee Types, and Invoice.

The footer of the application shows "Copyright © School Management System" and "v 5.6". A Windows watermark is visible in the bottom right corner of the application area.

The Windows taskbar at the bottom shows the search bar with the text "Type here to search", several application icons, and system tray information including "Hot weather", "1:53 PM", and "8/26/2023".



# ACCOUNT > INVOICE

The screenshot displays a web application interface for a School Management System. The user is logged in as 'User 4' (Accountant). The main content area shows an 'Invoice' section with a table of 10 entries. The table columns are: #, Student, Class, Total, Discount, Paid, Waiver, Balance, Status, Date, and Action. The status of each invoice is indicated by a colored label: 'Not Paid' (red), 'Partially Paid' (orange), and 'Fully Paid' (teal). The table shows 10 entries, all dated 03 Aug 2022. The first three entries are 'Not Paid', the next two are 'Partially Paid', and the fifth is 'Fully Paid'. The remaining three are 'Not Paid'. The interface includes a sidebar with navigation options, a top navigation bar, and a footer with copyright information and version number (v 5.6).

Invoice

Dashboard / Invoice

+ Add a Invoice

Copy Excel CSV PDF Search:

#	Student	Class	Total	Discount	Paid	Waiver	Balance	Status	Date	Action
1	Ellie Peacock	Five	100.00	10.00	0.00	0.00	90.00	Not Paid	03 Aug 2022	
2	Samuel Donnelly	Five	100.00	10.00	0.00	0.00	90.00	Not Paid	03 Aug 2022	
3	Anna Marsh	Five	100.00	10.00	50.00	0.00	40.00	Partially Paid	03 Aug 2022	
4	Harvey Todd	Five	100.00	10.00	30.00	0.00	60.00	Partially Paid	03 Aug 2022	
5	Mason Boyle	Five	100.00	10.00	90.00	0.00	0.00	Fully Paid	03 Aug 2022	
6	Ryan Thompson	Five	100.00	10.00	0.00	0.00	90.00	Not Paid	03 Aug 2022	
7	Student 12	Four	100.00	0.00	0.00	0.00	100.00	Not Paid	03 Aug 2022	
8	Student 11	Four	100.00	0.00	0.00	0.00	100.00	Not Paid	03 Aug 2022	
9	Student 9	Four	100.00	0.00	0.00	0.00	100.00	Not Paid	03 Aug 2022	
10	Student 10	Four	100.00	0.00	0.00	0.00	100.00	Not Paid	03 Aug 2022	

Showing 1 to 10 of 48 entries

Previous 1 2 3 4 5 Next

Copyright © School Management System v 5.6

# ACCOUNT > PAYMENT HISTORY

The screenshot shows a web browser window displaying the 'Payment History' page of a 'School Management System'. The browser address bar shows the URL 'https://demo.schoolinilabs.xyz/paymenthistory'. The page title is 'School Manag..' and the user is identified as 'User 4' (Accountant). The main content area is titled 'Payment History' and includes a search bar and export options (Copy, Excel, CSV, PDF). The table below lists 10 payment entries:

#	Student	Class	Fee Type	Method	Amount	Date	Payment By	Action
1	Mason Boyle	Five	Tuition Fee [Aug]	Cash	90	26 Aug 2023	Johe Doe	
2	Harvey Todd	Five	Tuition Fee [Aug]	Cash	20	03 Aug 2022	Johe Doe	
3	Harvey Todd	Five	Tuition Fee [Aug]	Cash	10	03 Aug 2022	Johe Doe	
4	Anna Marsh	Five	Tuition Fee [Aug]	Cash	50	03 Aug 2022	Johe Doe	
5	Kade Watson	One	Tuition Fee [Mar]	Cash	100	03 Aug 2022	Johe Doe	
6	Kade Watson	One	Tuition Fee [Feb]	Cash	100	03 Aug 2022	Johe Doe	
7	Kade Watson	One	Tuition Fee [Jan]	Cash	100	03 Aug 2022	Johe Doe	
8	Brady Harris	One	Books Fine	Cash	100	03 Aug 2022	Johe Doe	
9	Matthew Grayson	Two	Tuition Fee [Jan]	Cash	250	14 Jul 2022	Johe Doe	
10	Demi Wilson	One	Library Fee	Cash	20	14 Jul 2022	Johe Doe	

Showing 1 to 10 of 10 entries

Previous 1 Next

Copyright © School Management System v 5.6

Windows taskbar: Type here to search, Hot weather, 1:54 PM, 8/26/2023

# ACCOUNT > EXPENSES

School Manag..

User 4  
Accountant

Expense

Dashboard / Expense

+ Add a expense

Copy Excel CSV PDF Search:

#	Name	Date	User	Amount	Note	File	Action
1	Ball	14 Jul 2022	Johne Doe	50000			
2	Book Purses	14 Jul 2022	Johne Doe	5000			

Showing 1 to 2 of 2 entries

Previous 1 Next

Activate Windows  
Go to Settings to activate Windows.

Copyright © School Management System v 5.6

Type here to search

1:57 PM 8/26/2023

# ACCOUNT > EXPENSES

School Manag..

User 4  
Accountant

Income

Dashboard / Income

+ Add Income

Copy Excel CSV PDF Search:

#	Name	Date	User	Amount	Note	File	Action
1	Field Rent	14 Jul 2022	Johne Doe	2,000.00			
2	Book sell	14 Jul 2022	Johne Doe	50,000.00			

Showing 1 to 2 of 2 entries

Previous 1 Next

Activate Windows  
Go to Settings to activate Windows.

Copyright © School Management System v 5.6

Type here to search

1:58 PM 8/26/2023



# ACCOUNT > GLOBAL PAYMENT

The screenshot displays a web browser window with the URL [https://demo.schoolinilabs.xyz/global\\_payment](https://demo.schoolinilabs.xyz/global_payment). The page title is "School Manag.." and the user is logged in as "User 4" (Accountant). The main content area is titled "Global Payment" and features a search form with three dropdown menus: "Class \*", "Section", and "Student \*". Each dropdown menu contains the text "Select Class", "Select Section", and "Select Student" respectively. A teal "Search" button is positioned to the right of the dropdowns. The left sidebar menu includes options such as Dashboard, Teacher, Attendance, Message, Media, Payroll, Purchase, Inventory, Leave Application, Activities, Member, Transport, Hostel, Sponsorship, Account, Fee Types, and Invoice. The footer of the page contains the text "Copyright © School Management System" and "v 5.6". A Windows watermark is visible in the bottom right corner of the page content.

Global Payment

Class \*    Section    Student \*

Select Class    Select Section    Select Student    Search

Activate Windows  
Go to Settings to activate Windows.

Copyright © School Management System    v 5.6

# ANNOUNCEMENT > NOTICE

The screenshot shows a web browser window displaying a 'Notice' page in a 'School Management System'. The page features a sidebar menu on the left with options like Dashboard, Teacher, Attendance, Message, Media, Payroll, Purchase, Inventory, Leave Application, Activities, Member, Transport, Hostel, Sponsorship, Account, and Announcement. The main content area shows a table of notices with the following data:

#	Title	Date	Notice	Action
1	Programming Contest	09 Sep 2022	On 26-11-2022 will held a programming contest on the school ...	
2	Annual Sports Day	03 Aug 2022	In your school campus on 16-12-2022 will held a program of a...	
3	Second Semester Exam	18 Oct 2022	Our second semester exam will held on 10-14-2022.Please be p...	
4	First Semester Exam	10 Sep 2022	Your first semester Exam will held on 19-09-2022.	
5	School holidays 2022	17 Aug 2022	22.12.22	

Below the table, it says 'Showing 1 to 5 of 5 entries' and has 'Previous', '1', and 'Next' navigation buttons. The footer of the page includes 'Copyright © School Management System' and 'v 5.6'. An 'Activate Windows' watermark is visible in the bottom right corner of the page content.

# ANNOUNCEMENT > EVENT

The screenshot displays a web browser window with the URL <https://demo.schoolinilabs.xyz/event>. The page title is "School Manag..". The user is logged in as "User 4" (Accountant). The left sidebar contains a navigation menu with the following items: Dashboard, Teacher, Attendance, Message, Media, Payroll, Purchase, Inventory, Leave Application, Activities, Member, Transport, Hostel, Sponsorship, Account, Announcement, and Notice. The main content area is titled "Event" and includes a search bar and export options (Copy, Excel, CSV, PDF). A table lists four events:

#	Title	From Date	To Date	Details	Action
1	Victory Day	17 Nov 2022 (12:00 AM)	15 Dec 2022 (12:00 AM)	National Victory Day	
2	International Mother Lang...	03 Aug 2022 (12:00 AM)	03 Aug 2022 (11:59 PM)	The idea to celebrate International Moth...	
3	Football Tournament	03 Aug 2022 (12:00 AM)	03 Aug 2022 (11:59 PM)	ISN's middle	
4	HACKATHON	03 Aug 2022 (12:00 AM)	04 Aug 2022 (12:00 AM)	Your next	

Below the table, it says "Showing 1 to 4 of 4 entries" and includes "Previous", "1", and "Next" navigation buttons. The footer of the page contains "Copyright © School Management System" and "v 5.6". An "Activate Windows" watermark is visible in the bottom right corner of the page content.

# ANNOUNCEMENT > HOLIDAY

The screenshot displays a web browser window with the URL <https://demo.schoolinilabs.xyz/holiday>. The application interface includes a sidebar menu on the left with the following items: Dashboard, Teacher, Attendance, Message, Media, Payroll, Purchase, Inventory, Leave Application, Activities, Member, Transport, Hostel, Sponsorship, Account, Announcement, and Notice. The user is logged in as 'User 4' (Accountant). The main content area is titled 'Holiday' and features a table with the following data:

#	Title	From Date	To Date	Details	Action
1	Eid-ul-Fitr	02 Apr 2022	10 May 2022	Eid ul-Fitr Holiday is an optional holiday. Employment and h...	
2	Durga Puza 2020	14 Sep 2022	12 Oct 2022	Durga Puja is a public holiday. It is a day off for the gene...	
3	Victory Day	16 Dec 2022	17 Dec 2022	Victory Day is cel...	
4	Christmas Day	25 Dec 2022	25 Dec 2022	Christmas is an annual festival commemor...	

Below the table, it indicates 'Showing 1 to 4 of 4 entries' and includes 'Previous', '1', and 'Next' navigation buttons. The footer of the application contains the text 'Copyright © School Management System' and 'v 5.6'. An 'Activate Windows' watermark is visible in the bottom right corner of the application area. The Windows taskbar at the bottom shows the search bar, taskbar icons, system tray with weather (32°C Sunny), and date/time (2:03 PM 8/26/2023).



# REPORT > SPONSORSHIP REPORT

The screenshot displays a web application interface for a School Management System. The browser address bar shows the URL <https://demo.schoolinilabs.xyz/sponsorshipreport>. The page title is "School Manag..".

**Header:** User 4, Accountant. Navigation links: Dashboard / Sponsorship Report.

**Sidebar Menu:** Dashboard, Teacher, Attendance, Message, Media, Payroll, Purchase, Inventory, Leave Application, Activities, Member, Transport, Hostel, Sponsorship, Account, Announcement, Report.

**Main Content Area:** Sponsorship Report. Type + (Please Select) [Get Report].

**Footer:** Copyright © School Management System v 5.6. Windows watermark: Activate Windows. Go to Settings to activate Windows.

**Taskbar:** Search bar, Task View, WhatsApp, Edge, File Explorer, Calendar, Mail, Chrome, VS Code, Photoshop, XD, Chrome, and system tray (32°C Sunny, 2:05 PM, 8/26/2023).

# REPORT > ONLINE EXAM QUESTION ANSWER REPORT

The screenshot shows a web browser window displaying a school management system interface. The browser's address bar shows the URL: <https://demo.school.inilabs.xyz/onlineexamquestionanswerreport>. The page title is "School Manag..".

The interface features a dark sidebar on the left with a user profile for "User 4" (Accountant) and a list of navigation items: Dashboard, Teacher, Attendance, Message, Media, Payroll, Purchase, Inventory, Leave Application, Activities, Member, Transport, Hostel, Sponsorship, Account, Announcement, and Report.

The main content area is titled "Online Exam Question Answer Report" and includes a breadcrumb trail: "Dashboard / Online Exam Question Answer Report". Below the title, there are three dropdown menus for "Exam\*", "Student\*", and "Attempt\*", each with a "Please Select" option. A teal "Get Report" button is positioned to the right of these dropdowns.

At the bottom of the page, there is a copyright notice: "Copyright © School Management System" and a version number "v 5.6". An "Activate Windows" watermark is also visible in the bottom right corner of the page content.

The Windows taskbar at the bottom of the screen shows the search bar with the text "Type here to search", several application icons (including WhatsApp, Chrome, and File Explorer), and system information: "32°C Sunny", "2:05 PM", and "8/26/2023".

# REPORT > LEAVE APPLICATION REPORT

The screenshot displays a web browser window with the URL <https://demo.schoolinilabs.xyz/leaveapplicationreport>. The application interface is titled "School Manag.." and shows the user "User 4" as an "Accountant". The main content area is titled "Leave Application Report" and contains the following elements:

- Role:** A dropdown menu with "Please Select" as the current selection.
- Category:** A dropdown menu with "Please Select" as the current selection.
- Status:** A dropdown menu with "Please Select" as the current selection.
- From Date:** An empty text input field.
- To Date:** An empty text input field.
- Get Report:** A teal button to generate the report.

The sidebar on the left lists various navigation options: Dashboard, Teacher, Attendance, Message, Media, Payroll, Purchase, Inventory, Leave Application, Activities, Member, Transport, Hostel, Sponsorship, Account, Announcement, and Report. The footer of the application includes the text "Copyright © School Management System" and "v 5.6". A Windows watermark is visible in the bottom right corner of the application area.

# REPORT > PRODUCT PURCHASE REPORT

The screenshot displays a web browser window with the URL `https://demo.schoolinilabs.xyz/productpurchasereport`. The page title is "School Manag..". The user is logged in as "User 4" (Accountant). The main content area is titled "Product Purchase Report" and contains a form with the following fields:

- Supplier:
- Warehouse:
- Reference No:
- Status:
- From Date:
- To Date:

A green "Get Report" button is located below the form. The footer of the page includes "Copyright © School Management System" and "v 5.6". An "Activate Windows" watermark is visible in the bottom right corner of the page content.



# REPORT > PRODUCT SALE REPORT

The screenshot displays a web browser window with the URL <https://demo.schoolinilabs.xyz/productsalereport>. The page title is "School Manag..". The user is logged in as "User 4" with the role of "Accountant".

The main content area is titled "Product Sale Report" and contains the following form fields:

- Role:
- User:
- Reference No:
- Status:
- From Date:
- To Date:

A green "Get Report" button is located below the form fields.

The footer of the page includes the text "Copyright © School Management System" and "v 5.6".

The Windows taskbar at the bottom shows the search bar with the text "Type here to search", several application icons, and system information: "32°C Sunny", "2:06 PM", and "8/26/2023".

# REPORT > SEARCH PAYMENT FEES REPORT

The screenshot displays a web browser window with the following elements:

- Browser Address Bar:** Shows the URL `https://demo.schoolinilabs.xyz/searchpaymentfeesreport`.
- Page Header:** Displays "School Manag.." on the left and "User 4" on the right.
- Sidebar (Left):** A dark navigation menu with the following items: Dashboard, Teacher, Attendance, Message, Media, Payroll, Purchase, Inventory, Leave Application, Activities, Member, Transport, Hostel, Sponsorship, Account, Announcement, and Report.
- Main Content Area:** Titled "Search Payment Fees Report", it features a search form with the label "Invoice Number \*" and a teal "Get Report" button.
- Footer:** Includes "Copyright © School Management System" on the left, "v 5.6" on the right, and a "Windows" watermark with the text "Activate Windows. Go to Settings to activate Windows."
- Taskbar (Bottom):** Shows the Windows search bar, taskbar icons for various applications, and system tray information including "32°C Sunny" and the date "8/26/2023".

# REPORT > FEES REPORT

The screenshot displays a web browser window with the URL <https://demo.schoolinilabs.xyz/feesreport>. The application is titled "School Manag.." and the user is logged in as "User 4" (Accountant). The main content area is titled "Fees Report" and contains the following form fields:

- Class:
- Fee Type:
- From Date:
- To Date:

A teal "Get Report" button is positioned below the "To Date" field. The sidebar on the left lists various navigation options: Dashboard, Teacher, Attendance, Message, Media, Payroll, Purchase, Inventory, Leave Application, Activities, Member, Transport, Hostel, Sponsorship, Account, Announcement, and Report. The footer of the application includes the text "Copyright © School Management System" and "v 5.6". A Windows watermark is visible in the bottom right corner of the application area.

# REPORT > DUE FEES REPORT

The screenshot displays a web browser window with the URL <https://demo.schoolinilabs.xyz/dufeesreport>. The application is titled "School Manag.." and the user is logged in as "User 4" (Accountant). The main content area is titled "Due Fees Report" and contains the following form fields:

- Class:
- Fee Type:
- From Date:
- To Date:

A teal "Get Report" button is positioned below the "To Date" field. The sidebar on the left lists various navigation options: Dashboard, Teacher, Attendance, Message, Media, Payroll, Purchase, Inventory, Leave Application, Activities, Member, Transport, Hostel, Sponsorship, Account, Announcement, and Report. The footer of the application includes the text "Copyright © School Management System" and "v 5.6". A Windows watermark is visible in the bottom right corner of the application area.



# REPORT > BALANCE FEES REPORT

The screenshot displays a web browser window with the URL <https://demo.schoolinilabs.xyz/balancefeesreport>. The page title is "School Manag..". The user is logged in as "User 4" (Accountant). The main content area is titled "Balance Fees Report" and features a "Class" dropdown menu with the text "Please Select" and a teal "Get Report" button. The sidebar menu includes options like Dashboard, Teacher, Attendance, Message, Media, Payroll, Purchase, Inventory, Leave Application, Activities, Member, Transport, Hostel, Sponsorship, Account, Announcement, and Report. The footer shows "Copyright © School Management System" and "v5.6". A Windows watermark is visible in the bottom right corner of the browser window.

# REPORT > TRANSACTION REPORT

The screenshot displays a web browser window with the URL <https://demo.schoolinilabs.xyz/transactionreport>. The page title is "School Manag.." and the user is logged in as "User 4" (Accountant). The main content area is titled "Transaction Report" and features two input fields for "From Date" and "To Date", along with a "Get Report" button. The left sidebar contains a navigation menu with the following items: Dashboard, Teacher, Attendance, Message, Media, Payroll, Purchase, Inventory, Leave Application, Activities, Member, Transport, Hostel, Sponsorship, Account, Announcement, and Report. The footer of the page includes the text "Copyright © School Management System" and "v 5.6". A Windows watermark is visible in the bottom right corner of the page content.

Transaction Report

From Date \*

To Date \*

Get Report

Activate Windows  
Go to Settings to activate Windows.

Copyright © School Management System v 5.6

# REPORT > STUDENT FINE REPORT

The screenshot displays a web browser window with the URL <https://demo.schoolinilabs.xyz/studentfinereport>. The page title is "School Manag.." and the user is logged in as "User 4" (Accountant). The main content area is titled "Student Fine Report" and features a form with two input fields labeled "From Date" and "To Date", and a "Get Report" button. The left sidebar contains a navigation menu with the following items: Dashboard, Teacher, Attendance, Message, Media, Payroll, Purchase, Inventory, Leave Application, Activities, Member, Transport, Hostel, Sponsorship, Account, Announcement, and Report. The footer of the page includes the text "Copyright © School Management System" and "v 5.6". A Windows watermark is visible in the bottom right corner of the page content, reading "Activate Windows Go to Settings to activate Windows." The Windows taskbar at the bottom shows the search bar, task view, and several open applications, along with system information: 32°C Sunny, 2:07 PM, 8/26/2023.

# REPORT > OVERTIME REPORT

The screenshot displays a web browser window with the URL <https://demo.schoolinilabs.xyz/overtimereport>. The page title is "School Manag.." and the user is logged in as "User 4" (Accountant). The main content area is titled "Overtime Report" and contains a form with the following fields:

- Report For: A dropdown menu with "Please Select" as the current selection.
- From Date: An empty text input field.
- To Date: An empty text input field.

A teal "Get Report" button is positioned below the form fields. The page footer includes "Copyright © School Management System" and "v 5.6". A Windows watermark is visible in the bottom right corner of the browser window, reading "Activate Windows Go to Settings to activate Windows." The Windows taskbar at the bottom shows the search bar, system tray with weather (33°C Sunny), and date/time (2:07 PM 8/26/2023).



# REPORT > SALARY REPORT

The screenshot displays a web browser window with the URL <https://demo.schoolinilabs.xyz/salaryreport>. The application interface is titled "School Manag.." and shows the user "User 4" as an "Accountant". The left sidebar lists various modules: Dashboard, Teacher, Attendance, Message, Media, Payroll, Purchase, Inventory, Leave Application, Activities, Member, Transport, Hostel, Sponsorship, Account, Announcement, and Report. The main content area is titled "Salary Report" and contains the following form fields:

- Salary For: A dropdown menu with "Please Select" as the current selection.
- Month: An empty text input field.
- From Date: An empty text input field.
- To Date: An empty text input field.

A teal "Get Report" button is positioned below the "To Date" field. The footer of the page includes the text "Copyright © School Management System" and "v 5.6". A Windows watermark is visible in the bottom right corner of the application area.

# REPORT > ACCOUNT LEDGER REPORT

The screenshot displays a web browser window with the URL <https://demo.schoolinilabs.xyz/accountledgerreport>. The application interface is titled "School Manag.." and shows the user "User 4" as an "Accountant". The main content area is titled "Account Ledger Report" and features a breadcrumb trail: "Dashboard / Account Ledger Report".

The report generation section includes the following fields:

- Academic Year:** A dropdown menu currently set to "All Academic Year".
- From Date:** An empty text input field.
- To Date:** An empty text input field.

A green "Get Report" button is positioned below these fields. The sidebar on the left lists various system modules: Dashboard, Teacher, Attendance, Message, Media, Payroll, Purchase, Inventory, Leave Application, Activities, Member, Transport, Hostel, Sponsorship, Account, Announcement, and Report. The footer of the application includes the text "Copyright © School Management System" and "v5.6".

At the bottom of the browser window, a Windows taskbar is visible, showing the search bar, taskbar icons for various applications, and system tray information including the date "8/26/2023" and time "2:08 PM".

**THANK YOU!**

**CALL US AT**  
**+1 (312) 800-9636 (CHICAGO)**  
**+92 300 4089119 (PAKISTAN)**

---