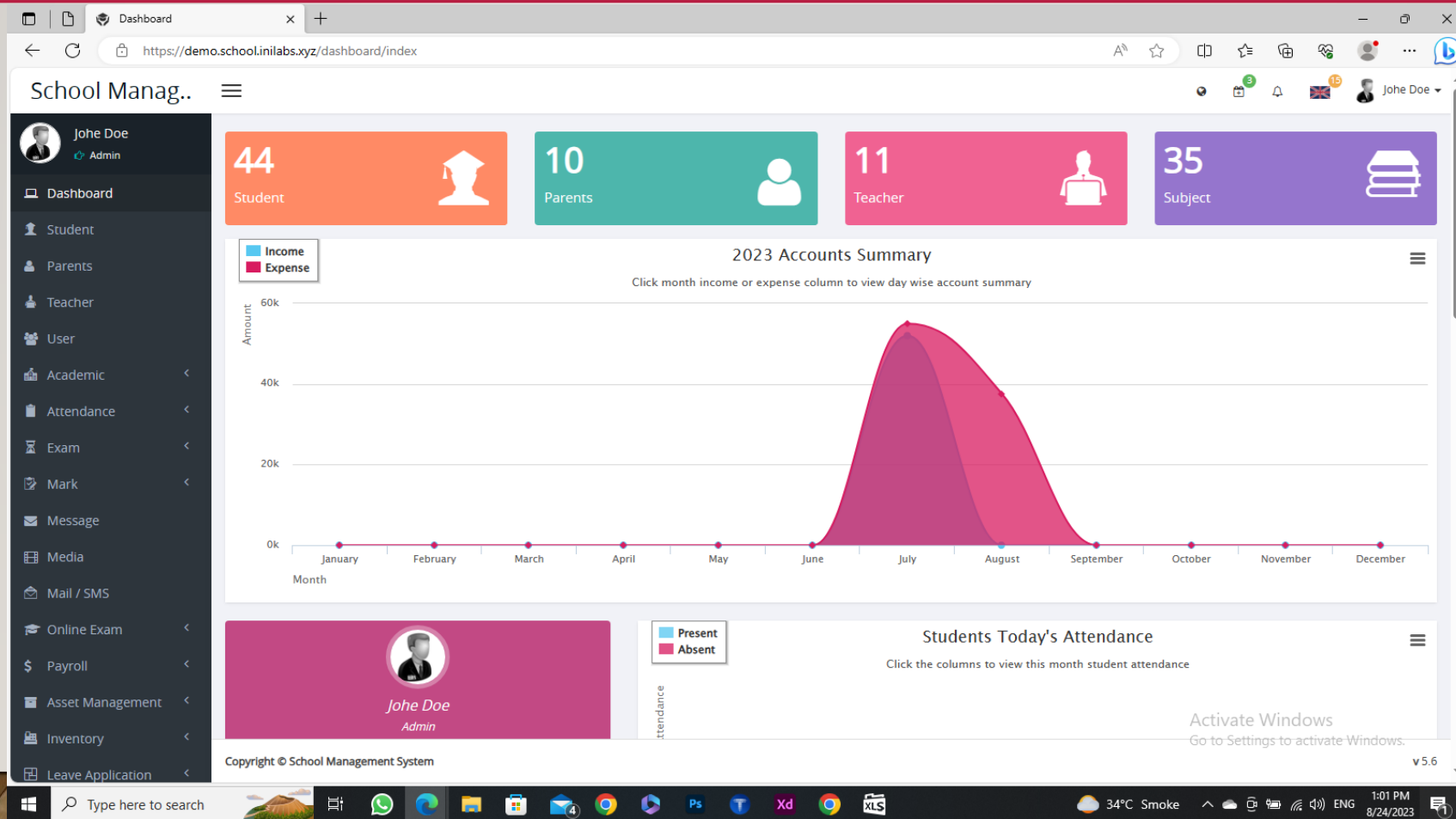




ALPHA SCHOOL SOFTWARE

ADMIN PANNEL

DASHBOARD



Student

The screenshot displays a web browser window with the URL `https://demo.schoolinilabs.xyz/student`. The page title is "School Manag..". The user is logged in as "Johe Doe" (Admin). The left sidebar contains a navigation menu with the following items: Dashboard, Student, Parents, Teacher, User, Academic, Attendance, Exam, Mark, Message, Media, Mail / SMS, Online Exam, Payroll, Asset Management, Inventory, and Leave Application. The main content area is titled "Student" and includes a breadcrumb "Dashboard / Student". It features a "+ Add a student" button and a "Select Class" dropdown menu. Below this is a section for "All Students" with export options (Copy, Excel, CSV, PDF) and a search bar. A table with columns for #, Photo, Name, Roll, Email, Status, and Action is present, but it is empty, displaying "No data available in table" and "Showing 0 to 0 of 0 entries". Navigation buttons for "Previous" and "Next" are at the bottom of the table. The footer contains "Copyright © School Management System" and "v 5.6". An "Activate Windows" watermark is visible in the bottom right corner of the application area. The Windows taskbar at the bottom shows the search bar, system tray with weather (34°C Smoke), date (8/24/2023), and time (1:02 PM), and a taskbar with icons for various applications.

Parents

Parents

Dashboard / Parents

+ Add a parents

Copy Excel CSV PDF Search:

#	Photo	Name	Email	Status	Action
1		Lewis Rowley	parent1@example.com	ON	
2		George Chapman	parent2@example.com	ON	
3		Scott Butler	parent3@example.com	ON	
4		Edward Duncan	parent4@example.com	ON	
5		Spencer Lawrence	parent5@example.com	ON	
6		Zak Austin	parent6@example.com	ON	
7		Amy Rowley	parent7@example.com	ON	
8		Summer Hyde	parent8@example.com	ON	
9		Oscar Webb	parent9@example.com	ON	

Copyright © School Management System v5.6

Windows taskbar: Type here to search, 34°C Smoke, 1:03 PM 8/24/2023

Teacher

The screenshot displays a web browser window with the URL `https://demo.school.inilabs.xyz/teacher`. The page title is "School Manag..". The user is logged in as "Joh Doe" (Admin). The left sidebar contains a navigation menu with the following items: Dashboard, Student, Parents, Teacher (selected), User, Academic, Attendance, Exam, Mark, Message, Media, Mail / SMS, Online Exam, Payroll, Asset Management, Inventory, and Leave Application. The main content area is titled "Teacher" and includes a "+ Add a teacher" button and export options for Copy, Excel, CSV, and PDF. A search bar is present on the right. Below these elements is a table listing 9 teachers with columns for #, Photo, Name, Email, Status, and Action. Each row includes a profile picture, a name, an email address, an "ON" status toggle, and three action icons (check, edit, delete). The footer of the page contains the text "Copyright © School Management System" and "v 5.6". A Windows watermark is visible in the bottom right corner of the page content.

#	Photo	Name	Email	Status	Action
1		Ali Shohag	teacher000@gmail.com	ON	
2		Alisha Henry	AlishaHenry@dayrep.com	ON	
3		Archie Webb	ArchieWebb@dayrep.com	ON	
4		Georgina Hayward	GeorginaHayward@rhyta.com	ON	
5		Jordan Mitchell	JordanMitchell@teleworm.us	ON	
6		Katie Walsh	KatieWalsh@teleworm.us	ON	
7		Maisie Pollard	MaisiePollard@rhyta.com	ON	
8		Mia O'Donnell	MiaODonnell@jourrapide.com	ON	
9		Naomi Doyle	NaomiDoyle@jourrapide.com	ON	

Copyright © School Management System v 5.6

User

The screenshot displays a web browser window with the URL `https://demo.school.inilabs.xyz/user`. The page title is "School Manag..". The user is logged in as "John Doe" (Admin). The main content area is titled "User" and includes a breadcrumb "Dashboard / User". There is a "+ Add a user" link and export options for "Copy", "Excel", "CSV", and "PDF". A search bar is present above a table of users. The table has columns for "#", "Photo", "Name", "Email", "Role", "Status", and "Action". It lists four users: User 1 (Moderator), User 2 (Receptionist), User 3 (Librarian), and User 4 (Accountant). All status toggles are set to "ON". The table shows "Showing 1 to 4 of 4 entries" and navigation buttons for "Previous", "1", and "Next".

#	Photo	Name	Email	Role	Status	Action
1		User 1	user1@rhyta.com	Moderator	ON	
2		User 2	user2@example.com	Receptionist	ON	
3		User 3	user3@example.com	Librarian	ON	
4		User 4	user4@example.com	Accountant	ON	

Showing 1 to 4 of 4 entries

Previous 1 Next

Copyright © School Management System v.5.6

Activate Windows
Go to Settings to activate Windows.

Academic > Class

The screenshot displays a web browser window with the URL <https://demo.school.inilabs.xyz/classes>. The page title is "School Manag..". The user is logged in as "Joh Doe" (Admin). The sidebar on the left contains the following menu items: Dashboard, Student, Parents, Teacher, User, Academic (expanded), Class (selected), Section, Subject, Syllabus, Assignment, Routine, Attendance, Exam, Mark, Message, and Media.

The main content area is titled "Class" and includes a "Dashboard / Class" breadcrumb. Below the title is a "+ Add a class" link and export options: Copy, Excel, CSV, and PDF. A search bar is present on the right. The main data is presented in a table with the following columns: #, Class, Class Numeric, Teacher Name, Note, and Action.

#	Class	Class Numeric	Teacher Name	Note	Action
1	One	1	Alisha Henry	Class one	
2	Two	2	Jordan Mitchell	Class two	
3	Three	3	Jordan Mitchell	Class three	
4	Four	4	Maisie Pollard	Class four	
5	Five	5	Mia O'Donnell	Class five	
6	Graduate	6	Naomi Doyle	Class graduate	

Below the table, it says "Showing 1 to 6 of 6 entries" and includes "Previous", "1", and "Next" navigation buttons. At the bottom right, there is a watermark: "Activate Windows. Go to Settings to activate Windows." and the version number "v5.6".

The Windows taskbar at the bottom shows the search bar, taskbar icons for various applications, system tray icons (35°C, Smoke, network, volume), and the date/time: 1:47 PM, 8/24/2023.

Academic > Section

The screenshot displays a web browser window with the URL `https://demo.school.inilabs.xyz/section`. The page title is "School Manag.." and the user is logged in as "Johe Doe" (Admin). The left sidebar contains a navigation menu with the following items: Dashboard, Student, Parents, Teacher, User, Academic (expanded), Class, Section (selected), Subject, Syllabus, Assignment, Routine, Attendance, Exam, Mark, Message, and Media.

The main content area is titled "Section" and includes a breadcrumb "Dashboard / Section". It features a "+ Add a section" button and a "Select Class" dropdown menu. Below these are export options: "Copy", "Excel", "CSV", and "PDF". A search bar is also present.

The table below has the following columns: #, Section, Category, Capacity, Teacher Name, Note, and Action. The table is currently empty, displaying the message "No data available in table" and "Showing 0 to 0 of 0 entries".

#	Section	Category	Capacity	Teacher Name	Note	Action
No data available in table						

Navigation buttons "Previous" and "Next" are located at the bottom right of the table area.

At the bottom of the page, there is a copyright notice: "Copyright © School Management System v 5.6". An "Activate Windows" watermark is also visible.

Academic > Subject

The screenshot displays a web browser window with the URL <https://demo.school.inilabs.xyz/subject>. The page title is "School Manag.." and the user is logged in as "Johe Doe" (Admin). The left sidebar menu includes: Dashboard, Student, Parents, Teacher, User, Academic (expanded), Class, Section, Subject (selected), Syllabus, Assignment, Routine, Attendance, Exam, Mark, Message, and Media. The main content area is titled "Subject" and features a breadcrumb "Dashboard / Subject". It includes a "+ Add a subject" button, a "Select Class" dropdown menu, and export options for "Copy", "Excel", "CSV", and "PDF". A search bar is present with the text "Search:". Below this is a table with the following columns: #, Subject Name, Subject Author, Subject Code, Teacher, Pass Mark, Final Mark, Type, and Action. The table is currently empty, displaying "No data available in table" and "Showing 0 to 0 of 0 entries". Navigation buttons for "Previous" and "Next" are located at the bottom right of the table area. The footer contains "Copyright © School Management System" and "v 5.6". An "Activate Windows" watermark is visible in the bottom right corner of the page content.

#	Subject Name	Subject Author	Subject Code	Teacher	Pass Mark	Final Mark	Type	Action
No data available in table								

Academic > Syllabus

The screenshot displays a web browser window with the URL `https://demo.school.inilabs.xyz/syllabus`. The page title is "School Manag..". The user is logged in as "Johne Doe" (Admin). The left sidebar menu includes: Dashboard, Student, Parents, Teacher, User, Academic (expanded), Class, Section, Subject, Syllabus (selected), Assignment, Routine, Attendance, Exam, Mark, Message, and Media. The main content area is titled "Syllabus" and contains a "+ Add a syllabus" button, a "Select Class" dropdown menu, and export options for Copy, Excel, CSV, and PDF. A search bar is also present. Below these elements is a table with the following headers: #, Title, Description, Date, Uploader, File, and Action. The table is currently empty, displaying "No data available in table" and "Showing 0 to 0 of 0 entries". Navigation buttons for "Previous" and "Next" are located at the bottom right of the table area. The footer of the page includes "Copyright © School Management System" and "v 5.6". An "Activate Windows" watermark is visible in the bottom right corner of the page content.

Academic > Assignment

The screenshot displays a web browser window with the URL <https://demo.school.inilabs.xyz/assignment>. The page title is "School Manag.." and the user is logged in as "Joh Doe" (Admin). The left sidebar menu includes: Dashboard, Student, Parents, Teacher, User, Academic (expanded), Class, Section, Subject, Syllabus, Assignment, Routine, Attendance, Exam, Mark, Message, and Media. The main content area is titled "Assignment" and features a breadcrumb "Dashboard / Assignment". It includes a "+ Add a assignment" button, a "Select Class" dropdown menu, and export options for "Copy", "Excel", "CSV", and "PDF". A search bar is also present. Below these elements is a table with the following columns: #, Title, Description, Deadline, Section, Uploader, File, and Action. The table currently contains no data, with the message "No data available in table" and "Showing 0 to 0 of 0 entries". Navigation buttons for "Previous" and "Next" are located at the bottom right of the table area. The footer of the page contains "Copyright © School Management System" and "v5.6". An "Activate Windows" watermark is visible in the bottom right corner of the page content.

Assignment

Dashboard / Assignment

+ Add a assignment

Select Class

Copy Excel CSV PDF

Search:

#	Title	Description	Deadline	Section	Uploader	File	Action
No data available in table							

Showing 0 to 0 of 0 entries

Previous Next

Activate Windows
Go to Settings to activate Windows.

Copyright © School Management System v5.6

Academic > Routine

The screenshot displays a web browser window with the URL <https://demo.school.inilabs.xyz/routine>. The page title is "School Manag.." and the user is logged in as "Johe Doe" (Admin). The left sidebar lists various system modules, with "Routine" selected under the "Academic" category. The main content area is titled "Routine" and features a "+ Add a routine" button and a "Select Class" dropdown menu. Below these elements, a list of days is shown: SUNDAY, MONDAY, TUESDAY, WEDNESDAY, THURSDAY, and SATURDAY. The footer includes the text "Copyright © School Management System" and "v 5.6". An "Activate Windows" watermark is visible in the bottom right corner of the page content.

Attendance > Student Attendance

The screenshot displays a web browser window with the URL <https://demo.school.inilabs.xyz/sattendance>. The page title is "School Manag.." and the user is logged in as "Johe Doe" (Admin). The main content area is titled "Student Attendance" and features a "Dashboard / Student Attendance" breadcrumb. A "+ Add student attendance" button is visible, along with a "Select Class" dropdown menu. Below this, there is a section for "All Students" with export options (Copy, Excel, CSV, PDF) and a search bar. A table with columns for #, Photo, Name, Roll, Email, and Action is present, but it is currently empty, displaying "No data available in table" and "Showing 0 to 0 of 0 entries". Navigation buttons for "Previous" and "Next" are located at the bottom of the table area. The footer contains the text "Copyright © School Management System" and "v 5.6". An "Activate Windows" watermark is also visible in the bottom right corner of the page content.

Attendance > Teacher Attendance

The screenshot displays a web application interface for managing teacher attendance. The browser address bar shows the URL <https://demo.school.inilabs.xyz/tattendance>. The page title is "School Manag..". The user is logged in as "Johe Doe" (Admin).

The main content area is titled "Teacher Attendance" and includes a "+ Add teacher attendance" button. Below this, there are export options: "Copy", "Excel", "CSV", and "PDF". A search bar is also present.

The table below lists the teacher attendance records:

#	Photo	Name	Email	Action
1		Ali Shohag	teacher000@gmail.com	
2		Alisha Henry	AlishaHenry@dayrep.com	
3		Archie Webb	ArchieWebb@dayrep.com	
4		Georgina Hayward	GeorginaHayward@rhyta.com	
5		Jordan Mitchell	JordanMitchell@teleworm.us	
6		Katie Walsh	KatieWalsh@teleworm.us	
7		Maisie Pollard	MaisiePollard@rhyta.com	
8		Mia O'Donnell	MiaODonnell@jourrapide.com	
9		Naomi Doyle	NaomiDoyle@jourrapide.com	

Copyright © School Management System v 5.6

Windows taskbar: Type here to search, 36°C Partly sunny, 2:07 PM 8/24/2023

Attendance > User Attendance

The screenshot displays a web application interface for 'School Manag..'. The user is logged in as 'Johe Doe' (Admin). The main content area is titled 'User Attendance' and features a '+ Add user attendance' button and export options (Copy, Excel, CSV, PDF). A search bar is present above a table with the following data:

#	Photo	Name	Email	Role	Action
1		User 1	user1@rhyta.com	Moderator	
2		User 2	user2@example.com	Receptionist	
3		User 3	user3@example.com	Librarian	
4		User 4	user4@example.com	Accountant	

Showing 1 to 4 of 4 entries

Navigation: Previous | 1 | Next

Copyright © School Management System v 5.6

Windows taskbar: 36°C Partly sunny, 2:07 PM, 8/24/2023

Module Exam

The screenshot displays a web browser window with the URL `https://demo.school.inilabs.xyz/exam`. The page title is "School Manag.." and the user is logged in as "Johe Doe" (Admin). The main content area is titled "Exam" and includes a breadcrumb "Dashboard / Exam".

Below the title, there is a "+ Add a exam" link and a search bar. A table lists the exam entries:

#	Exam Name	Date	Note	Action
1	First Semester	01 Apr 2019	Don't delete it!	
2	Second Semester	01 Aug 2021		
3	Third Semester	01 Dec 2021		

Below the table, it says "Showing 1 to 3 of 3 entries" and includes "Previous", "1", and "Next" navigation buttons.

The left sidebar contains a navigation menu with the following items: Dashboard, Student, Parents, Teacher, User, Academic, Attendance, Exam (selected), Exam Schedule, Grade, Exam Attendance, Mark, Message, Media, Mail / SMS, and Online Exam.

At the bottom of the page, there is a footer with "Copyright © School Management System" and "v 5.6". An "Activate Windows" watermark is also visible.

The Windows taskbar at the bottom shows the search bar, taskbar icons for various applications, system tray icons, and the date/time: "2:11 PM 8/24/2023".

Exam > Exam Schedule

The screenshot displays a web application interface for a School Management System. The browser address bar shows the URL `https://demo.school.inilabs.xyz/examschedule`. The page title is "School Manag..".

Left Sidebar (Navigation):

- Dashboard
- Student
- Parents
- Teacher
- User
- Academic <
- Attendance <
- Exam >
 - Exam
 - Exam Schedule**
 - Grade
 - Exam Attendance
- Mark <
- Message
- Media
- Mail / SMS
- Online Exam <

Main Content Area:

- Header: Exam Schedule
- Breadcrumb: Dashboard / Exam Schedule
- Action: + Add a exam schedule
- Form: Select Class (dropdown)
- Section: All Exam Schedules
- Export: Copy, Excel, CSV, PDF
- Search: Search: [input]
- Table Headers: #, Exam Name, Class, Section, Subject, Date, Time, Room, Action
- Table Content: No data available in table
- Status: Showing 0 to 0 of 0 entries
- Navigation: Previous, Next

Footer:

- Copyright © School Management System
- Version: v5.6
- Windows watermark: Activate Windows. Go to Settings to activate Windows.

Windows Taskbar:

- Search: Type here to search
- Applications: File Explorer, Microsoft Edge, WhatsApp, Chrome, Firefox, Ps, T, Xd, Chrome
- System Tray: 36°C Partly sunny, 2:11 PM, 8/24/2023

Exam > Grade

The screenshot displays a web browser window with the URL `https://demo.school.inilabs.xyz/grade`. The page title is "School Manag..". The user is logged in as "Johne Doe" (Admin). The left sidebar menu includes: Dashboard, Student, Parents, Teacher, User, Academic, Attendance, Exam (selected), Mark, Message, Media, Mail / SMS, and Online Exam. The main content area is titled "Grade" and features a "+ Add a grade" button, export options (Copy, Excel, CSV, PDF), and a search bar. A table lists 7 grade levels with columns for #, Grade Name, Grade Point, Mark From, Mark Upto, Note, and Action. The table data is as follows:

#	Grade Name	Grade Point	Mark From	Mark Upto	Note	Action
1	A+	5.00	80	100	Excellent	
2	A	4.00	70	79	Well Done	
3	A-	3.50	60	69	Not bad but need to focus more	
4	B	3.00	50	59	Average	
5	C	2.50	40	49	Below Average	
6	D	2.00	33	39	Bad	
7	F	0.00	0	32	Very Bad	

Showing 1 to 7 of 7 entries. Page navigation: Previous | 1 | Next. Footer: Copyright © School Management System v 5.6. Windows watermark: Activate Windows. Go to Settings to activate Windows.

Exam > Exam Attendance

The screenshot displays a web browser window with the URL `https://demo.school.inilabs.xyz/eattendance`. The page title is "School Manag.." and the user is logged in as "Johe Doe" (Admin). The main content area is titled "Exam Attendance" and includes a breadcrumb "Dashboard / Exam Attendance".

At the top of the main content area, there is a link to "+ Add exam attendance". Below this, there are three dropdown menus for "Exam", "Class", and "Subject", each with a "Select" option. A teal "View Attendance" button is positioned to the right of these dropdowns.

Below the dropdowns, there is a section titled "All Students" with a search bar and buttons for "Copy", "Excel", "CSV", and "PDF". A table with the following columns is shown: #, Photo, Name, Roll, Email, and Status. The table is currently empty, displaying "No data available in table" and "Showing 0 to 0 of 0 entries".

The footer of the page includes "Copyright © School Management System" and "v 5.6". An "Activate Windows" watermark is visible in the bottom right corner.

The browser's taskbar at the bottom shows the Windows logo, a search bar, and several application icons. The system tray on the right indicates a temperature of 36°C, "Partly sunny" weather, and the date/time "2:12 PM 8/24/2023".

Module Mark

Browser: Mark | URL: https://demo.school.inilabs.xyz/mark

School Manag..

Admin: Johe Doe

Navigation: Dashboard, Student, Parents, Teacher, User, Academic, Attendance, Exam, Mark, Message, Media, Mail / SMS, Online Exam, Payroll

Module: Mark

Buttons: + Add a mark, Select Class, Copy, Excel, CSV, PDF, Search

#	Photo	Name	Roll	Email	Action
No data available in table					

Showing 0 to 0 of 0 entries

Previous Next

Copyright © School Management System v5.6

Windows Taskbar: 36°C Partly sunny, 2:19 PM 8/24/2023

Mark > Mark Distribution

The screenshot displays a web application interface for a School Management System. The browser address bar shows the URL <https://demo.school.inilabs.xyz/markpercentage>. The page title is "School Manag..". The user is logged in as "Johne Doe" (Admin).

The main content area is titled "Mark Distribution" and includes a breadcrumb trail: "Dashboard / Mark Distribution". Below the title, there is a link to "Add a mark distribution" and buttons for "Copy", "Excel", "CSV", and "PDF". A search bar is also present.

The table below lists the mark distribution entries:

#	Mark Distribution Type	Mark Value	Action
1	Exam	70	
2	Attendance	10	
3	Class Test	10	
4	Assignment	10	
5	Practical	10	
6	Quiz Test	10	
7	Lab Report	10	
8	Exam	100	
9	Exam	30	
10	Exam	40	

Showing 1 to 10 of 10 entries

Copyright © School Management System v 5.6

Mark > Promotion

The screenshot displays a web browser window with the URL `https://demo.school.inilabs.xyz/promotion`. The page title is "School Manag..". The user is logged in as "Johe Doe" (Admin). A navigation sidebar on the left lists various system modules, with "Mark" and "Promotion" highlighted. The main content area features a "Promotion" header and a form with two dropdown menus: "Academic Year" (set to "2022-2023 (Default)") and "Class" (set to "Select Class"). A note at the top of the form area reads "Note: Select Academic year & class". The footer of the page includes "Copyright © School Management System" and "v 5.6". An "Activate Windows" watermark is visible in the bottom right corner of the page content.

Browser: Promotion x +
URL: https://demo.school.inilabs.xyz/promotion

School Manag..

Johe Doe Admin

Note: Select Academic year & class

Promotion

Academic Year *
2022-2023 (Default)

Class *
Select Class

Activate Windows
Go to Settings to activate Windows.

Copyright © School Management System v 5.6

Windows taskbar: Type here to search, 36°C Partly sunny, 2:19 PM 8/24/2023

Module Message

School Manag..

Johe Doe Admin

Dashboard

Student

Parents

Teacher

User

Academic

Attendance

Exam

Mark

Message

Media

Mail / SMS

Online Exam

Payroll

Asset Management

Inventory

Compose

Folders

- Conversation
- Drafts
- Sent
- Trash

Conversation

10 records per page

Search:

#	Status	Name	Subject	Attach	Time	Reply
<input type="checkbox"/>	★	Johe Doe	Parents..		02 Dec 2021 07:57:52 PM	0
<input type="checkbox"/>	★	Johe Doe	Making que..		02 Dec 2021 07:51:08 PM	0
<input type="checkbox"/>	★	Johe Doe	Exam Fee..		02 Dec 2021 07:48:55 PM	0

Showing 1 to 3 of 3 entries

Previous 1 Next

Activate Windows
Go to Settings to activate Windows.

Copyright © School Management System v 5.6

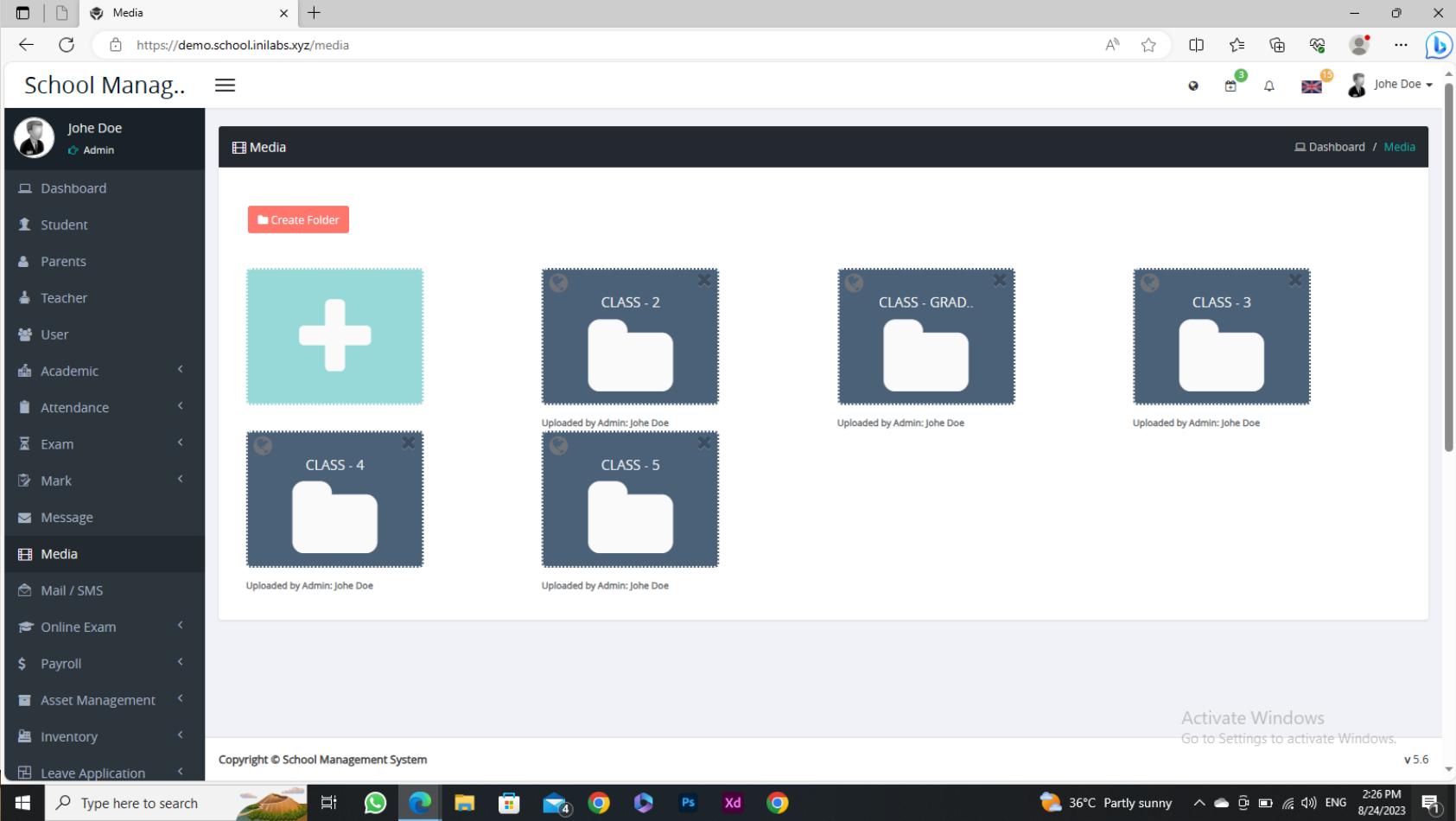
https://demo.school.inilabs.xyz/parents

Type here to search

36°C Partly sunny

2:26 PM
8/24/2023

Module Media



Module Mail / SMS

The screenshot displays a web browser window with the URL `https://demo.school.inilabs.xyz/mailandsms`. The page title is "School Manag..". The user is logged in as "Johe Doe" (Admin). The main content area is titled "Mail / SMS" and features a "+ Add a mail / sms" button and export options (Copy, Excel, CSV, PDF). A search bar is present above a table of messages.

#	Role	Users	Type	Date and Time	Message	Action
1	Teacher	Alisha Henry ,Archie Webb ,Georgina ..	Sms	04 Dec 2021 04:48:21 am	Our school is going to arrange a Gua..	
2	Student	Alexander William ,Rowley Aftab ,Mic..	Sms	04 Dec 2021 04:46:54 am	Dear student in 21st February our cl..	
3	Student	Alexander William ,Rowley Aftab ,Mic..	Sms	04 Dec 2021 04:46:45 am	Dear student in 21st February our cl..	
4	Student	Alexander William ,Rowley Aftab ,Mic..	Email	04 Dec 2021 04:15:47 am	Dear student in 21st February our cl..	
5	Parents	George Chapman	Email	04 Dec 2021 04:05:39 am	Our school is going to arrange a Gua..	

Showing 1 to 5 of 5 entries

Previous 1 Next

Copyright © School Management System v 5.6

Windows taskbar: Type here to search, 36°C Partly sunny, 2:26 PM 8/24/2023

Online Exam > Question Group

Question Group

Dashboard / Question Group

+ Add a Question Group

Copy Excel CSV PDF Search:

#	Title	Action
1	Reasoning	
2	Computer Knowledge	
3	General	
4	Math	
5	GRE	
6	Sports	

Showing 1 to 6 of 6 entries

Previous 1 Next

Activate Windows
Go to Settings to activate Windows.

Copyright © School Management System v5.6

Online Exam > Question Level

The screenshot displays a web browser window with the URL `https://demo.schoolinilabs.xyz/question_level`. The application is titled "School Manag.." and the user is logged in as "Johé Doe" (Admin). The main content area is titled "Question Level" and features a "+ Add a Question Level" button and export options (Copy, Excel, CSV, PDF). A search bar is present above a table with the following data:

#	Title	Action
1	Easy	
2	Medium	
3	Hard	

Below the table, it indicates "Showing 1 to 3 of 3 entries" and includes "Previous", "1", and "Next" navigation buttons. The footer of the application shows "Copyright © School Management System" and "v5.6". The Windows taskbar at the bottom shows the time as 5:45 PM on 8/24/2023, with a temperature of 34°C and weather "Mostly cloudy".

Online Exam > Question Bank

Question Bank

Dashboard / Question Bank

+ Add a Question Bank

Copy Excel CSV PDF Search:

#	Difficulty Level	Question	Question Group	Question Type	Action
1	Medium	Digital computers are classified in four categories. W...	Computer Knowledge	Single Answer	
2	Medium	PC/XT stands for?	Computer Knowledge	Single Answer	
3	Medium	MIPS is _?	Computer Knowledge	Single Answer	
4	Hard	Typeface option will come under which menu ?...	Computer Knowledge	Single Answer	
5	Hard	Ctrl + H is short cut for ?	Computer Knowledge	Single Answer	
6	Medium	What will be the use of Ctrl + J ?	Computer Knowledge	Single Answer	
7	Easy	Which shortcut will we use to make text Italic ?...	Computer Knowledge	Single Answer	
8	Easy	You can jump to the next column by ?	Computer Knowledge	Single Answer	
9	Medium	What is the Short cut key for line break?...	Computer Knowledge	Single Answer	
10	Easy	What does Bangladesh's flag look like?	General	Single Answer	

Showing 1 to 10 of 53 entries

Previous 1 2 3 4 5 6 Next

Copyright © School Management System v5.6

Windows taskbar: Type here to search, 34°C Mostly cloudy, 5:45 PM 8/24/2023

Online Exam > Online Exam

The screenshot shows a web browser window displaying the 'Online Exam' management interface of a 'School Management System'. The browser address bar shows the URL 'https://demo.school.inilabs.xyz/online_exam'. The user is logged in as 'John Doe' (Admin). The sidebar on the left contains navigation links for Dashboard, Student, Parents, Teacher, User, Academic, Attendance, Exam, Mark, Message, Media, Mail / SMS, and Online Exam (with sub-links for Question Group, Question Level, and Question Bank). The main content area is titled 'Online Exam' and features a '+ Add a Online Exam' button, export options (Copy, Excel, CSV, PDF), and a search bar. A table lists four exams with columns for #, Exam Title, Exam Status, Date, Published, and Action. The table shows that three exams (ICT Exam, Math Exam, English Exam) are published and have a 'Multiple Time' status, while the 'Computer Overhauls' exam is not published and has a 'One Time' status. The footer includes 'Copyright © School Management System' and 'v 5.6'. An 'Activate Windows' watermark is visible in the bottom right corner of the page content.

#	Exam Title	Exam Status	Date	Published	Action
1	ICT Exam	Multiple Time	01-Jan-2023 - 31-Dec-2023	YES	
2	Math Exam	Multiple Time	01-Jan-2023 - 31-Dec-2023	YES	
3	English Exam	Multiple Time	01-Jan-2023 - 31-Dec-2023	YES	
4	Computer Overhauls	One Time		YES	

Online Exam > Instruction

The screenshot shows a web browser window displaying the 'Instruction' page of a School Management System. The browser address bar shows the URL <https://demo.school.inilabs.xyz/instruction>. The page header includes 'School Manag..' and a user profile for 'Johe Doe' (Admin). The main content area is titled 'Instruction' and features a '+ Add a Instruction' button and export options (Copy, Excel, CSV, PDF). A search bar is also present. Below these elements is a table with the following data:

#	Title	Content	Action
1	Exam Instruction 1	Please make sure that: If you are using your personal laptop, please make sure that you have...	[Icons for edit, delete, and refresh]
2	Exam Instruction 2	If anything in the examination question paper is unclear, you can contact the lecturer visiting the venue. Such contact is facilit...	[Icons for edit, delete, and refresh]

Below the table, it indicates 'Showing 1 to 2 of 2 entries' and includes 'Previous' and 'Next' navigation buttons. The footer of the page contains 'Copyright © School Management System' and 'v 5.6'. An 'Activate Windows' watermark is visible in the bottom right corner of the page content.

The Windows taskbar at the bottom shows the search bar with 'Type here to search', several application icons (including Chrome, Ps, Xd, and a terminal), and system information: '34°C Mostly cloudy', '5:46 PM', and '8/24/2023'.

Online Exam > Take Exam

The screenshot displays a web application interface for a School Management System. The browser address bar shows the URL https://demo.school.inilabs.xyz/take_exam. The page title is "School Manag..". The user is logged in as "Johne Doe" (Admin). The sidebar menu includes: Dashboard, Student, Parents, Teacher, User, Academic, Attendance, Exam, Mark, Message, Media, Mail / SMS, Online Exam (expanded), Question Group, Question Level, Question Bank, and Online Exam. The main content area is titled "Take exam" and features a search bar and export options (Copy, Excel, CSV, PDF). Below the search bar is a table with the following columns: #, Name, Exam Status, Duration, Date, and Action. The table is currently empty, displaying "No data available in table" and "Showing 0 to 0 of 0 entries". The footer of the page includes "Copyright © School Management System" and "v5.6".

#	Name	Exam Status	Duration	Date	Action
No data available in table					

Showing 0 to 0 of 0 entries

Previous Next

Activate Windows
Go to Settings to activate Windows.

Copyright © School Management System v5.6

PAYROLL > SALARY TEMPLATE







The screenshot displays a web application interface for managing salary templates. The browser address bar shows the URL https://demo.schoolinilabs.xyz/salary_template. The application header includes the text "School Manag.." and a user profile for "Joh Doe" (Admin). The main content area is titled "Salary Template" and features a "+ Add a Salary template" button. Below this, there are export options: "Copy", "Excel", "CSV", and "PDF". A search bar is also present. The central part of the interface is a table with the following data:

#	Salary Grades	Basic Salary	Overtime Rate	Action
1	A	20,000.00	500.00	
2	B	10,000.00	200.00	
3	C	5,000.00	100.00	

Below the table, it indicates "Showing 1 to 3 of 3 entries" and includes "Previous", "1", and "Next" navigation buttons. The footer of the application contains the text "Copyright © School Management System" and "v5.6". An "Activate Windows" watermark is visible in the bottom right corner of the application area.

PAYROLL > HOURLY TEMPLATE

The screenshot shows a web browser window displaying a 'School Management System' interface. The page title is 'Hourly Template'. The user is logged in as 'John Doe' (Admin). The left sidebar contains a navigation menu with the following items: Dashboard, Student, Parents, Teacher, User, Academic, Attendance, Exam, Mark, Message, Media, Mail / SMS, Online Exam, Payroll (expanded), Salary Template, and Hourly Template (selected). The main content area shows a table for 'Hourly Template' with the following data:

#	Hourly Grades	Hourly Rate	Action
1	A	1000	 
2	B	500	 
3	C	300	 

Below the table, it says 'Showing 1 to 3 of 3 entries'. There are 'Previous', '1', and 'Next' navigation buttons. At the bottom of the page, there is a copyright notice: 'Copyright © School Management System v5.6'. An 'Activate Windows' watermark is visible in the bottom right corner of the page content.

PAYROLL > MANAGE SALARY

The screenshot shows a web browser window with the URL `https://demo.schoollinilabs.xyz/manage_salary`. The page title is "School Manag.." and the user is logged in as "Joh Doe" (Admin). The main content area is titled "Manage Salary" and contains a form with a "Role *" dropdown menu. The dropdown menu is currently set to "Select Role". The left sidebar contains a navigation menu with the following items: Dashboard, Student, Parents, Teacher, User, Academic, Attendance, Exam, Mark, Message, Media, Mail / SMS, Online Exam, Payroll (expanded), Salary Template, and Hourly Template. The footer of the page displays "Copyright © School Management System" and "v 5.6". The Windows taskbar at the bottom shows the search bar, taskbar icons, and system tray with the date and time "6:05 PM 8/24/2023".

Manage Salary

Role *

Select Role

Dashboard / Manage Salary

Copyright © School Management System v 5.6

Activate Windows
Go to Settings to activate Windows.

PAYROLL > MAKE PAYMENT

The screenshot displays a web browser window with the URL https://demo.schoolinilabs.xyz/make_payment. The page title is "School Manag..". The user is logged in as "Johé Doe" (Admin). The sidebar on the left contains the following menu items: Dashboard, Student, Parents, Teacher, User, Academic, Attendance, Exam, Mark, Message, Media, Mail / SMS, Online Exam, Payroll, Salary Template, Hourly Template, and Manage Salary. The main content area is titled "Make Payment" and features a "Role *" dropdown menu with the text "Select Role". The footer of the page includes the text "Copyright © School Management System v5.6" and a watermark that says "Activate Windows. Go to Settings to activate Windows." The Windows taskbar at the bottom shows the search bar, taskbar icons for various applications, and system tray information including the time "6:05 PM 8/24/2023" and language "ENG".

PAYROLL > OVERTIME

Browser: Overtime | URL: https://demo.schoolinilabs.xyz/overtime | User: Joh Doe Admin

School Manag..

Overtime

Dashboard / Overtime

+ Add a Overtime

Copy Excel CSV PDF Search:

#	Role	User	Date	Hours	Total Amount	Action
1	Accountant	User 4	03-Aug-2022 12:10 PM	10	5000	
2	Teacher	Alisha Henry	10-May-2022 11:40 AM	2	400	
3	Moderator	User 1	15-Nov-2021 05:23 PM	1	500	
4	Accountant	User 4	22-Nov-2021 05:22 PM	1	500	

Showing 1 to 4 of 4 entries

Previous 1 Next

Copyright © School Management System v5.6

Activate Windows
Go to Settings to activate Windows.

ASSET MANAGEMENT > VENDOR

Vendor

Dashboard / Vendor

+ Add a Vendor

Copy Excel CSV PDF Search:

#	Name	Email	Phone	Contact Name	Action
1	Apple	apple@inilabs.ney	0123456789	Steve Jobs	
2	Samsung	samsung@inilabs.net	0123456789	Naim Sarkar	
3	Nokia	nokia@inilabs.net	0123456789	John doe	
4	Walton	walton@inilabs.net	0123456789	Wasim kabir	

Showing 1 to 4 of 4 entries

Previous 1 Next

Activate Windows
Go to Settings to activate Windows.

Copyright © School Management System v5.6

ASSET MANAGEMENT > LOCATION

The screenshot displays a web browser window with the URL `https://demo.schoolinilabs.xyz/location`. The application header shows the user profile for 'John Doe' (Admin) and navigation links for 'Dashboard' and 'Location'. A dark sidebar on the left contains a menu with items: Dashboard, Student, Parents, Teacher, User, Academic, Attendance, Exam, Mark, Message, Media, Mail / SMS, Online Exam, Payroll, Asset Management (selected), and Vendor.

The main content area is titled 'Location' and includes a '+ Add a Location' button. Below this are export options: 'Copy', 'Excel', 'CSV', and 'PDF'. A search bar is located on the right. The data is presented in a table with the following structure:

#	Location	Description	Action
1	Store Room	It is a long established fact that a reader will..	[Edit] [Delete]
2	Conference room	A conference hall, conference room, or meeting r..	[Edit] [Delete]
3	Class Room	Google Classroom is a free web service developed..	[Edit] [Delete]

Below the table, it indicates 'Showing 1 to 3 of 3 entries' and provides pagination controls: 'Previous', '1' (selected), and 'Next'. At the bottom of the page, there is a copyright notice: 'Copyright © School Management System v5.6' and an 'Activate Windows' watermark.

ASSET MANAGEMENT > ASSET CATEGORY

The screenshot displays a web browser window with the URL `https://demo.schoolinilabs.xyz/asset_category`. The application is titled "School Manag.." and the user is logged in as "Johé Doe" (Admin). The main content area is titled "Asset Category" and features a "+ Add a Asset Category" button. Below this, there are export options: "Copy", "Excel", "CSV", and "PDF". A search bar is present with the text "Search:". The table below lists five asset categories:

#	Category	Action
1	Instruments	
2	Sports	
3	Electronics	
4	Books	
5	Others	

Below the table, it says "Showing 1 to 5 of 5 entries" and includes "Previous", "1", and "Next" navigation buttons. The footer of the application contains "Copyright © School Management System" and "v5.6". An "Activate Windows" watermark is visible in the bottom right corner of the application area.

The Windows taskbar at the bottom shows the search bar with "Type here to search", several application icons (including WhatsApp, Chrome, and VS Code), and system information: "34°C Mostly cloudy", "6:25 PM 8/24/2023", and "ENG".

ASSET MANAGEMENT > ASSET

Asset

Dashboard / Asset

+ Add a Asset

Copy Excel CSV PDF Search:

#	Serial	Title	Status	Category	Location	Action
1	005	Cricket Ball	In Storage	Sports	Store Room	
2	004	Football	In Storage	Sports	Store Room	
3	003	Pen	Checked Out	Others	Class Room	
4	002	Books	Checked Out	Books	Class Room	
5	001	Chair	In Storage	Instruments	Class Room	

Showing 1 to 5 of 5 entries

Previous 1 Next

Activate Windows
Go to Settings to activate Windows.

Copyright © School Management System v5.6

ASSET MANAGEMENT > ASSET ASSIGNMENT

The screenshot displays a web application interface for 'School Management System'. The browser address bar shows 'https://demo.school.inilabs.xyz/asset_assignment'. The user is logged in as 'John Doe' (Admin). The main content area is titled 'Asset Assignment' and features a table with 7 entries. The table columns are: #, Asset, Assign Quantity, Role, Check Out To, Due Date, Check Out Date, Check In Date, Status, and Action. The table data is as follows:

#	Asset	Assign Quantity	Role	Check Out To	Due Date	Check Out Date	Check In Date	Status	Action
1	Books	343	Moderator	User 1	01 Nov 2020	30 Nov 2020	17 Nov 2020	Checked Out	[Edit] [Add] [Delete]
2	Football	343	Teacher		01 Nov 2020	17 Nov 2020	30 Nov 2021	In Storage	[Edit] [Add] [Delete]
3	Chair	343	Librarian	User 3	01 Nov 2020	17 Nov 2020	17 Nov 2020	In Storage	[Edit] [Add] [Delete]
4	Football	750	Teacher	Georgina Hayward	01 Nov 2020	17 Nov 2020	30 Nov 2021	Checked Out	[Edit] [Add] [Delete]
5	Football	750	Accountant	User 4	01 Sep 2020	30 Nov 2020	30 Nov 2021	Checked Out	[Edit] [Add] [Delete]
6	Books	50	Teacher	Georgina Hayward	01 Sep 2020	17 Nov 2020	30 Nov 2021	Checked Out	[Edit] [Add] [Delete]
7	Chair	750	Student	Kiera Turnbull	01 Nov 2020	30 Nov 2020	17 Nov 2020	Checked Out	[Edit] [Add] [Delete]

Showing 1 to 7 of 7 entries

Previous 1 Next













Copyright © School Management System v5.6

Windows taskbar: 34°C Mostly cloudy, 6:36 PM 8/24/2023

ASSET MANAGEMENT > PURCHASE

The screenshot displays a web application interface for a School Management System. The browser address bar shows the URL <https://demo.schoolinilabs.xyz/purchase>. The page title is "School Manag..". The user is logged in as "Johé Doe" with the role of "Admin".

The main content area is titled "Purchase" and includes a breadcrumb trail "Dashboard / Purchase". Below the title is a button to "Add a Purchase" and a search bar. There are also buttons for "Copy", "Excel", "CSV", and "PDF".

#	Asset	Vendor	Quantity	Unit	Purchase Price	Purchase Date	Service Date	Expire Date	Purchase By	Action
1	Football	Samsung	5000	Piece	5000	01 Sep 2020	30 Sep 2020	19 Sep 2020	User 1	  
2	Books	Walton	5000	Piece	400	09 Sep 2020	18 Sep 2020	19 Sep 2020	User 2	  
3	Books	Walton	5000	Piece	400	01 Sep 2020	09 Sep 2020	19 Sep 2020	User 3	  
4	Chair	Apple	5000	Piece	5000	01 Sep 2020	16 Sep 2020	19 Sep 2020	User 1	  

Showing 1 to 4 of 4 entries

Previous 1 Next

Copyright © School Management System v5.6

Windows taskbar: Type here to search, 34°C Mostly cloudy, 6:36 PM 8/24/2023

INVENTORY > CATEGORY

The screenshot shows a web browser window displaying a 'School Management System' interface. The page title is 'Category' and the URL is 'https://demo.schoolinilabs.xyz/productcategory'. The user is logged in as 'Johne Doe' (Admin). The left sidebar contains a navigation menu with items: Dashboard, Student, Parents, Teacher, User, Academic, Attendance, Exam, Mark, Message, Media, Mail / SMS, Online Exam, Payroll, Asset Management, and Inventory. The main content area is titled 'Category' and includes a '+ Add a Category' link, export buttons (Copy, Excel, CSV, PDF), and a search box. A table lists 4 categories with columns for #, Name, Description, and Action. The table shows entries for Dress, Shirt, Books, and Accessories. At the bottom, there is a pagination control showing 'Showing 1 to 4 of 4 entries' and 'Previous 1 Next'. The footer contains 'Copyright © School Management System' and 'v 5.6'. An 'Activate Windows' watermark is visible in the bottom right corner.

Category

Dashboard / Category

+ Add a Category

Copy Excel CSV PDF Search:

#	Name	Description	Action
1	Dress	Dresses are generally suitable for both general and formal wear in the West for women and children.	
2	Shirt	A shirt is a cloth garment for the upper body (from the neck to the waist)	
3	Books	Book description	
4	Accessories	Accessories	

Showing 1 to 4 of 4 entries

Previous 1 Next

Activate Windows
Go to Settings to activate Windows.

Copyright © School Management System v 5.6

INVENTORY > PRODUCT

The screenshot displays a web application interface for a School Management System. The browser address bar shows the URL <https://demo.schoolinilabs.xyz/product>. The page title is "School Manag..". The user is logged in as "Johe Doe" (Admin). The main content area is titled "Product" and features a table of inventory items. The table has columns for #, Product, Category, Buying Price, Selling Price, Description, and Action. There are 7 entries listed. Below the table, it says "Showing 1 to 7 of 7 entries". The footer of the page includes "Copyright © School Management System" and "v 5.6". The Windows taskbar at the bottom shows the date and time as 8/24/2023, 6:46 PM, and the weather as 34°C Mostly cloudy.

Product

Dashboard / Product

+ Add a Product

Copy Excel CSV PDF Search:

#	Product	Category	Buying Price	Selling Price	Description	Action
1	Laptop	Accessories	10000	15000	A laptop, also called a notebook computer	
2	Shirt	Shirt	700	800	School uniform shit.	
3	Cap	Accessories	550	650		
4	Sesher Kobita	Books	1000	1250	Sesher Kobita Books	
5	Oitihasik Kahini Samagro	Books	900	950	Oitihasik Kahini Samagro	
6	Jama	Dress	1250	1450		
7	Bag	Accessories	1250	1450		

Showing 1 to 7 of 7 entries

Previous 1 Next

Activate Windows
Go to Settings to activate Windows.

Copyright © School Management System v 5.6

INVENTORY > WAREHOUSE

The screenshot displays a web browser window with the URL `https://demo.schoolinilabs.xyz/productwarehouse`. The page title is "School Manag..". The user is logged in as "Joh Doe" (Admin). The main content area is titled "Warehouse" and includes a breadcrumb "Dashboard / Warehouse". There is a link to "Add a Warehouse" and export options for "Copy", "Excel", "CSV", and "PDF". A search bar is present. The main table lists two warehouse entries:

#	Name	Code	Email	Phone	Address	Action
1	Mirpur-1	20190	mirpur1@gmail.com	0178456215	Mirpur 1, Dhaka, Bangladesh	
2	Mirpur 10	20191	mirpur10@gmail.com	0178999995	Mirpur 10, Dhaka, Bangladesh	

Below the table, it says "Showing 1 to 2 of 2 entries" and has pagination controls for "Previous", "1", and "Next".

At the bottom of the page, there is a copyright notice: "Copyright © School Management System" and a version number "v5.6".

The Windows taskbar at the bottom shows the search bar, task view, and various application icons. The system tray displays the weather as "34°C Mostly cloudy" and the time as "6:48 PM 8/24/2023".

INVENTORY > SUPPLIER

The screenshot displays a web browser window with the URL <https://demo.schoolinilabs.xyz/productsupplier>. The page title is "School Manag..". The user is logged in as "Joh Doe" (Admin). The main content area is titled "Supplier" and includes a breadcrumb "Dashboard / Supplier".

At the top of the supplier list, there is a link to "Add a Supplier" and export options: "Copy", "Excel", "CSV", and "PDF". A search bar is also present.

#	Company Name	Supplier Name	Email	Phone	Address	Action
1	Greenlab	John Doe	johndoe@gmail.com	01478962574	Dhaka, Bangladesh	
2	Joulas Labs	Md Riad Hossain	riad@inilabs.com	01235698444	Dhaka, Bangladesh	
3	Smart Shop	Kamran Akmal	kamran@inilabs.com	01478852488	Khuina ,1207	

Showing 1 to 3 of 3 entries

Navigation: Previous | 1 | Next

Copyright © School Management System v5.6

Windows watermark: Activate Windows. Go to Settings to activate Windows.

INVENTORY > PURCHASE

The screenshot displays a web application interface for a School Management System. The browser address bar shows the URL <https://demo.schoolinilabs.xyz/productpurchase>. The page title is "School Manag..". The user is logged in as "Johé Doe" (Admin). The main content area is titled "Purchase" and includes a "+ Add a Purchase" button and export options (Copy, Excel, CSV, PDF). A search bar is present above a table of purchase records. The table has columns for #, Reference No, Supplier, Date, File, Grand Total, Paid, Balance, and Action. There are 4 entries listed. Below the table, it says "Showing 1 to 4 of 4 entries" and includes "Previous", "1", and "Next" navigation buttons. The footer of the application shows "Copyright © School Management System" and "v 5.6". An "Activate Windows" watermark is visible in the bottom right corner of the application area. The Windows taskbar at the bottom shows the search bar, task view, and several open applications, along with system tray information: 34°C Mostly cloudy, 6:49 PM, 8/24/2023.

#	Reference No	Supplier	Date	File	Grand Total	Paid	Balance	Action
1	05	Joulas Labs	14 Jul 2022		250,000.00	0.00	250,000.00	
2	03	Greenlab	14 Jul 2022		14,700.00	0.00	14,700.00	
3	02	Smart Shop	14 Jul 2022		15,000.00	0.00	15,000.00	
4	01	Greenlab	14 Jul 2022		9,000.00	0.00	9,000.00	

INVENTORY > SALE

The screenshot displays a web application interface for a School Management System. The browser address bar shows the URL <https://demo.schoolinilabs.xyz/productsale>. The page title is "School Manag..". The user is logged in as "Johne Doe" with the role of "Admin".

The main content area is titled "Sale" and includes a breadcrumb "Dashboard / Sale". Below the title, there is a link to "Add a Sale" and export options: "Copy", "Excel", "CSV", and "PDF". A search bar is also present.

#	Reference No	Role	User	Date	File	Grand Total	Paid	Balance	Action
1	02	Librarian	User 3	14 Jul 2022		4,000.00	4,000.00	0.00	Edit Delete More
2	01	Accountant	User 4	14 Jul 2022		1,250.00	1,250.00	0.00	Edit Delete More

Showing 1 to 2 of 2 entries

Navigation: Previous | 1 | Next

Copyright © School Management System v 5.6

Activate Windows
Go to Settings to activate Windows.

LEAVE APPLICATION > LEAVE CATEGORY

The screenshot displays a web application interface for managing leave categories. The browser address bar shows the URL <https://demo.schoolinilabs.xyz/leavecategory>. The page title is "School Manag..". The user is logged in as "John Doe" (Admin). The main content area is titled "Leave Category" and includes a link to "Add a leave category". Below this, there are buttons for "Copy", "Excel", "CSV", and "PDF", and a search input field. A table lists three leave categories:

#	Category	Action
1	Study Leave	
2	Holiday leave	
3	Sick Leave	

Below the table, it indicates "Showing 1 to 3 of 3 entries" and includes "Previous", "1", and "Next" navigation buttons. The footer contains "Copyright © School Management System" and "v 5.6". An "Activate Windows" watermark is visible in the bottom right corner of the application area.

LEAVE APPLICATION > LEAVE ASSIGN

The screenshot displays a web browser window with the URL `https://demo.schoolinilabs.xyz/leaveassign`. The application is titled "School Manag.." and the user is logged in as "Joh Doe" (Admin). The main content area is titled "Leave Assign" and includes a search bar and a table of leave assignments.

Table Data:

#	Role	Category	NO of Day	Action
1	Accountant	Sick Leave	2	[Edit] [Delete]
2	Student	Holiday leave	1	[Edit] [Delete]

Showing 1 to 2 of 2 entries

Navigation: Previous | 1 | Next

Copyright © School Management System v5.6

Windows Taskbar: Type here to search, 34°C Mostly cloudy, 6:59 PM 8/24/2023

LEAVE APPLICATION > LEAVE APPLY

The screenshot shows a web browser window with the URL `https://demo.school.inilabs.xyz/leaveapply`. The page title is "School Manag.." and the user is logged in as "Joh Doe" (Admin). The main content area is titled "Leave Apply" and includes a breadcrumb "Dashboard / Leave Apply".

Below the title, there is a section for "Add a leave application" with buttons for "Copy", "Excel", "CSV", and "PDF", and a search input field. Below this is a table with the following columns: #, Application To, Category, Date, Schedule, Days, Attachment, Status, and Action. The table is currently empty, displaying "No data available in table" and "Showing 0 to 0 of 0 entries".

At the bottom of the page, there is a copyright notice: "Copyright © School Management System" and a version number "v 5.6". An "Activate Windows" watermark is also visible.

The left sidebar contains a navigation menu with the following items: Dashboard, Student, Parents, Teacher, User, Academic, Attendance, Exam, Mark, Message, Media, Mail / SMS, Online Exam, Payroll, Asset Management, Inventory, and Leave Application.

The Windows taskbar at the bottom shows the search bar, taskbar icons for various applications, and system tray information including weather (34°C Mostly cloudy), time (7:00 PM 8/24/2023), and language (ENG).











LEAVE APPLICATION > LEAVE APPLICATION

The screenshot displays a web browser window with the URL `https://demo.school.inilabs.xyz/leaveapplication`. The page title is "School Manag.." and the user is logged in as "Johne Doe" (Admin). The main content area is titled "Leave Application" and features a table with the following columns: #, Applicant, Role, Category, Date, Schedule, Days, Attachment, Status, and Action. The table is currently empty, with the message "No data available in table" and "Showing 0 to 0 of 0 entries". There are "Copy", "Excel", "CSV", and "PDF" buttons at the top left of the table area, and a search bar at the top right. The sidebar on the left contains various navigation options: Dashboard, Student, Parents, Teacher, User, Academic, Attendance, Exam, Mark, Message, Media, Mail / SMS, Online Exam, Payroll, Asset Management, Inventory, and Leave Application. The Windows taskbar at the bottom shows the system tray with the date and time (7:01 PM, 8/24/2023) and the temperature (34°C, Mostly cloudy). The footer of the page includes the text "Copyright © School Management System" and "v5.6".

GMEET LIVE CLASS

The screenshot shows a web browser window with the URL `https://demo.schoolinilabs.xyz/gmeetliveclass`. The page title is "School Manag..". The user is logged in as "Joh Doe" (Admin). The main content area is titled "Gmeet Live Class" and contains a table of class entries. The table has columns for #, Title, Date, Class, Section, Host, Status, and Action. There are four entries in the table. Below the table, it says "Showing 1 to 4 of 4 entries". The Windows taskbar at the bottom shows the date and time as 7:05 PM on 8/24/2023, and the weather as 34°C Mostly cloudy.

Copyright © School Management System v5.6

#	Title	Date	Class	Section	Host	Status	Action
1	Bangla	06 Aug 2022 05:42 PM	Four	A, B, C	Joh Doe	Finished	 
2	Math Class	20 Jul 2022 05:47 PM	Five	C	Joh Doe	Start	  
3	English class	15 Jul 2022 05:41 PM	Three	A, B, C	Joh Doe	Pending	 
4	Math Class	14 Jul 2022 05:44 PM	Five	B	Joh Doe	Start	  

TUTORIAL

The screenshot displays a web browser window with the URL <https://demo.schoolinilabs.xyz/tutorial>. The page title is "School Manag..". The user is logged in as "Johé Doe" (Admin). The left sidebar contains a navigation menu with the following items: Dashboard, Student, Parents, Teacher, User, Academic, Attendance, Exam, Mark, Message, Media, Mail / SMS, Online Exam, Payroll, Asset Management, Inventory, and Leave Application. The main content area is titled "Tutorial" and includes a breadcrumb "Dashboard / Tutorial". Below the title is a "+ Add a Tutorial" link and export options: Copy, Excel, CSV, and PDF. A search bar is located to the right of the export options. The main content is a table with the following data:

#	Title	Class	Section	Subject	Action
1	Science class	Four		Science	[Message] [Email] [Edit] [Delete]
2	English 1				[Message] [Email] [Edit] [Delete]
3	Programming in C#	Two			[Message] [Email] [Edit] [Delete]
4	Bangla class	One		Bangla	[Message] [Email] [Edit] [Delete]
5	Social	Five			[Message] [Email] [Edit] [Delete]

Below the table, it says "Showing 1 to 5 of 5 entries". At the bottom right of the table area, there are "Previous", "1", and "Next" navigation buttons. The footer of the page contains "Copyright © School Management System" and "v5.6". An "Activate Windows" watermark is visible in the bottom right corner of the page content.

ZOOM MEETING > ZOOM LIVE CLASS

The screenshot displays a web application interface for a School Management System. The browser address bar shows the URL <https://demo.schoolinilabs.xyz/liveclass>. The page title is "School Manag..". The user profile at the top right is "Johé Doe" (Admin).

The main content area is titled "Live Class" and includes a breadcrumb trail: "Dashboard / Zoom Live Class". Below this, there is a section for "Add a Live Class" with buttons for "Copy", "Excel", "CSV", and "PDF", and a search input field.

A table is present with the following columns: #, Title, Date, Duration, Class, Section, Subject, and Action. The table is currently empty, displaying the message "No data available in table" and "Showing 0 to 0 of 0 entries". Navigation buttons "Previous" and "Next" are located at the bottom right of the table area.

The left sidebar contains a menu with the following items: Dashboard, Student, Parents, Teacher, User, Academic, Attendance, Exam, Mark, Message, Media, Mail / SMS, Online Exam, Payroll, Asset Management, Inventory, and Leave Application.

At the bottom of the page, there is a copyright notice: "Copyright © School Management System" and a version number: "v 5.6".

The Windows taskbar at the bottom shows the search bar, taskbar icons for various applications, and system tray information including the date and time: "8:22 PM 8/24/2023".

ZOOM MEETING > ZOOM SETTINGS

The screenshot displays a web browser window with the URL `https://demo.schoollinilabs.xyz/zoomsettings`. The page title is "School Manag.." and the user is logged in as "Johé Doe" (Admin). The main content area is titled "Zoom Settings" and contains a "Zoom Configuration" section with the following fields:

Field	Value
Client ID	PoOuywp0T4vr_LwvduI5Q
Client Secret	GJQaxi8uYYey32k9xyEQOqEywF47Cj6P
API Key	BYPv_uBfRhuUFnR-35TSrA
API Secret	22S4PmH8gGYhFuH6DBB29uLUe3EQjX2A0CR

Below the configuration fields, there are two buttons: "Update Zoom Setting" (green) and "Now active your auth" (orange). The footer of the page includes "Copyright © School Management System" and "v 5.6". An "Activate Windows" watermark is visible in the bottom right corner of the page content.

CHILD > ACTIVITIES CATEGORY

The screenshot displays a web application interface for a School Management System. The browser address bar shows the URL <https://demo.school.inilabs.xyz/activitiescategory>. The page title is "School Manag..". The user is logged in as "Johé Doe" (Admin).

The main content area is titled "Activities Category" and includes a breadcrumb trail: "Dashboard / Activities Category". Below the title, there is a link to "Add a Activities Category" and export options: "Copy", "Excel", "CSV", and "PDF". A search bar is also present.

The table below lists 9 activities:

#	Title	Action
1	Photos	
2	Food	
3	Sleep	
4	Sports	
5	Activities	
6	Note	
7	Incident	
8	Meds	
9	Art	

Showing 1 to 9 of 9 entries

Navigation: Previous | 1 | Next

Copyright © School Management System v5.6

Windows watermark: Activate Windows. Go to Settings to activate Windows.

CHILD > ACTIVITIES

The screenshot displays a web browser window with the URL `https://demo.schoolinilabs.xyz/activities`. The page title is "School Manag..". The user is logged in as "John Doe" (Admin). The main content area is titled "Activities" and contains a grid of icons for various categories: Photos, Food, Sleep, Sports, Activities, Note, Incident, Meds, and Art. Below the grid is a feed of posts by "John Doe", each shared publicly on Wednesday 3rd of Aug 2022. The first post is about football, the second about apples, and the third is partially visible. Each post includes a "Photo" icon, a text description, and three "01:35:00 PM" timestamps. A comment input field is present below each post. The footer of the page includes "Copyright © School Management System" and "v5.6". An "Activate Windows" watermark is visible in the bottom right corner of the page content.

CHILD > CHILD CARE

Child Care Information

Dashboard / Child Care

+ Add a care information

Copy Excel CSV PDF Search:

#	Class	Student	Phone	Drop Date	Receive Date	Receiver Name	Comment	Action
1	One	Jocelyn Davidson	+88017554257515	03 Aug 2022 01:05:00 AM	01 Sep 2022 11:10:00 PM	Kiron		
2	One	Brady Harris	+150055500074	03 Aug 2022 01:05:00 AM	03 Aug 2022 11:10:00 PM	Kiron		
3	Three	Harvey Cooper	+15005550007	30 May 2022 06:05:00 AM	08 Jul 2022 05:10:00 PM	Kiron		
4	Two	Jackson Mateo	+15005550007	11 Jul 2022 06:05:00 AM	30 May 2022 11:10:00 PM	Kiron		
5	One	Kade Watson	+15005550007	04 May 2022 06:05:00 AM	05 Jul 2022 11:10:00 PM	Kiron		

Showing 1 to 5 of 5 entries

Previous 1 Next

Copyright © School Management System v 5.6

Activate Windows
Go to Settings to activate Windows.

LIBRARY > MEMBER

The screenshot displays a web application interface for a School Management System. The browser address bar shows the URL `https://demo.school.inilabs.xyz/l/member`. The page title is "School Manag..". The user is logged in as "Johe Doe" with the role of "Admin".

The main content area is titled "Library Member" and includes a "Select Class" dropdown menu. Below this, there is a section for "All Students" with buttons for "Copy", "Excel", "CSV", and "PDF", and a search input field. A table with the following columns is present: #, Photo, Name, Roll, Email, and Action. The table is currently empty, with the message "No data available in table" and "Showing 0 to 0 of 0 entries".

The sidebar on the left contains the following navigation items: Dashboard, Student, Parents, Teacher, User, Academic, Attendance, Exam, Mark, Message, Media, Mail / SMS, Online Exam, Payroll, Asset Management, Inventory, and Leave Application.

The footer of the page includes the text "Copyright © School Management System" and "v5.6". An "Activate Windows" watermark is also visible in the bottom right corner.

LIBRARY > BOOK

The screenshot displays a web application interface for a School Management System. The browser address bar shows the URL `https://demo.school.inilabs.xyz/book`. The page title is "School Manag..". The user is identified as "Johe Doe" (Admin). The main content area is titled "Books" and includes a "+ Add a book" button and export options (Copy, Excel, CSV, PDF). A search bar is present above a table of books. The table contains 5 entries, all with a status of "Available".

#	Name	Author	Subject Code	Price	Quantity	Rack No	Status	Action
1	Sobar Jonno Programming	Mahbub Alom	INI102	500	2000	2	Available	
2	Habluder Programming	Jankar Mahbub	INI101	500	5000	1	Available	
3	Mojar Golpo	Kaji Nazrul	INI103	5000	2000	3	Available	
4	Gitanjali	Rabindranath Thagore	INI104	5000	2000	4	Available	
5	C++	Rid Islam	INI106	200	5000	6	Available	

Showing 1 to 5 of 5 entries

Previous 1 Next

Copyright © School Management System v5.6

Windows taskbar: Type here to search, 30°C Smoke, 8:51 PM 8/24/2023

LIBRARY > ISSUE

The screenshot displays a web browser window with the URL `https://demo.school.inilabs.xyz/issue`. The page title is "School Manag.." and the user is logged in as "Johe Doe" (Admin). The main content area is titled "Issue" and features a "+ Issue a book" link. Below this is a search form with the label "Library ID" and a "Search" button. The sidebar on the left contains the following menu items: Dashboard, Student, Parents, Teacher, User, Academic, Attendance, Exam, Mark, Message, Media, Mail / SMS, Online Exam, Payroll, Asset Management, Inventory, and Leave Application. The footer of the page includes "Copyright © School Management System" and "v 5.6". A Windows taskbar is visible at the bottom, showing the search bar, taskbar icons, system tray, and date/time (8:52 PM, 8/24/2023).

LIBRARY > E-BOOK

Browser: E-Books | URL: https://demo.school.inilabs.xyz/ebooks | User: Johe Doe (Admin)

Navigation: Dashboard, Student, Parents, Teacher, User, Academic, Attendance, Exam, Mark, Message, Media, Mail / SMS, Online Exam, Payroll, Asset Management, Inventory, Leave Application

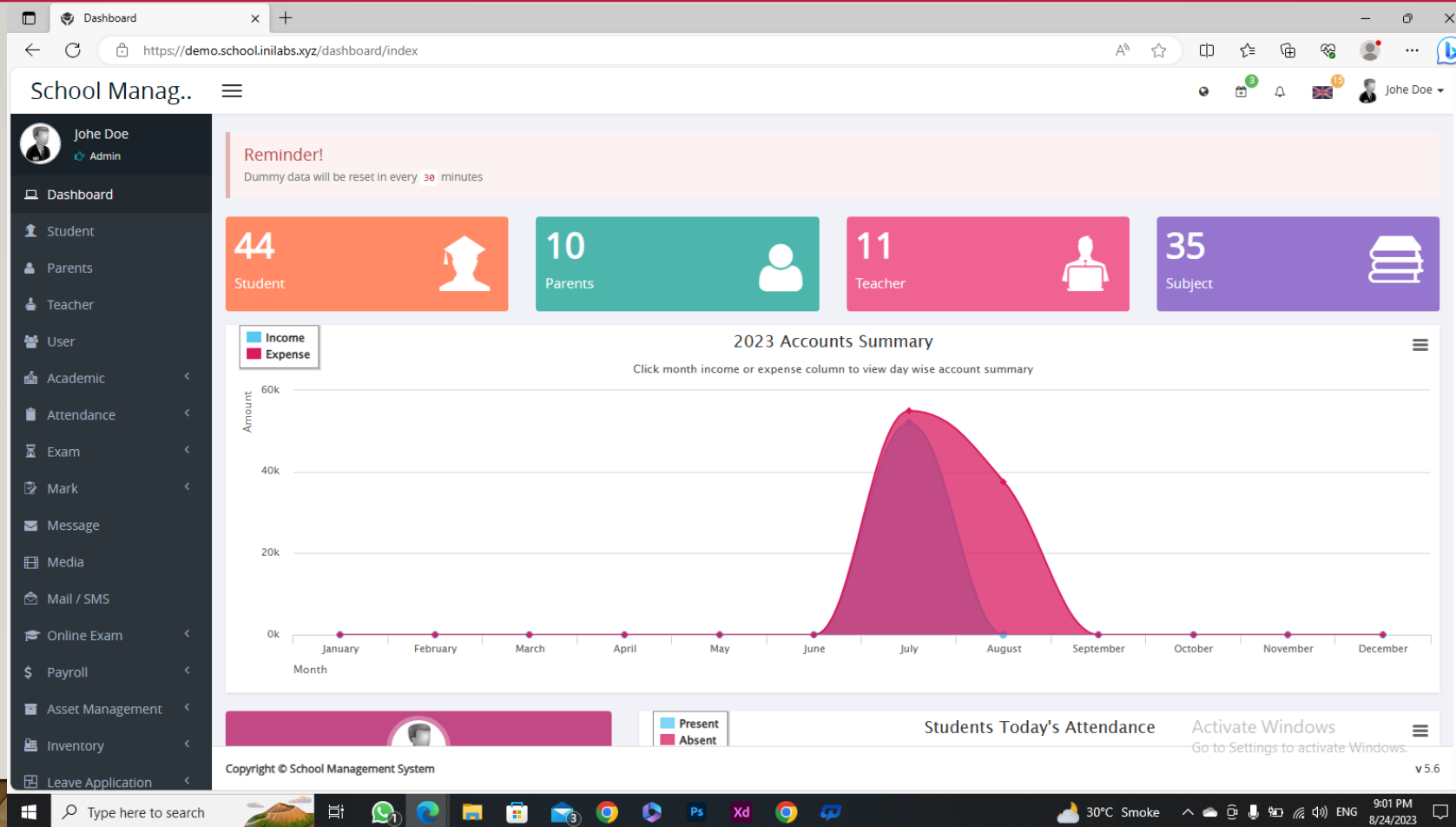
E-Books Section: + Add E-book

- Bangla (Kaji Nazrul)
- C (Mahub Alom)
- C++ (Dipok Halder)
- Calculus (Mizanur Rahman)
- Danob
- Golpo kotha

Footer: Copyright © School Management System | v5.6

System Tray: 30°C Smoke | 8:52 PM | 8/24/2023

TRANSPORT > TRANSPORT



TRANSPORT > MEMBER

The screenshot shows a web browser window displaying the 'Transport Member' page of a 'School Management System'. The browser's address bar shows the URL 'https://demo.schoolinilabs.xyz/tmember'. The page header includes the user's name 'Johne Doe' and role 'Admin'. The main content area is titled 'Transport Member' and features a 'Select Class' dropdown menu. Below this, there is a section for 'All Students' with buttons for 'Copy', 'Excel', 'CSV', and 'PDF', and a search input field. A table with columns for '#', 'Photo', 'Name', 'Roll', 'Email', and 'Action' is present, but it is empty, displaying the message 'No data available in table' and 'Showing 0 to 0 of 0 entries'. The footer of the page contains the text 'Copyright © School Management System' and 'v5.6'. The Windows taskbar at the bottom shows the system tray with a temperature of 30°C, the date 8/24/2023, and the time 9:02 PM.

HOSTEL > HOSTEL

The screenshot displays a web browser window with the URL `https://demo.schoolinilabs.xyz/hostel`. The application is titled "School Manag.." and the user is logged in as "Joh Doe" (Admin). The main content area is titled "Hostel" and features a table with the following data:

#	Name	Type	Address	Note	Action
1	Dhanmondi Boys Hostel	Boys	Dhanmondi,dhaka		
2	Dhanmondi Girl Hostel	Girls	Dhanmondi,dhaka		
3	Mirpur Girls Hostel	Girls	mirpur-2,dhaka		
4	Green Hostel	Combine	mirpur-2,dhaka		

Below the table, it indicates "Showing 1 to 4 of 4 entries" and includes pagination controls for "Previous", "1", and "Next". The footer of the application contains the text "Copyright © School Management System" and "v5.6".

HOSTEL > CATEGORY

The screenshot displays a web application interface for 'School Manag..'. The user is logged in as 'Joh Doe' (Admin). The main content area is titled 'Category' and features a table of hostel categories. The table has columns for '#', 'Hostel Name', 'Class Type', 'Hostel Fee', 'Note', and 'Action'. There are 9 entries in the table, each with edit and delete icons in the action column. Below the table, it indicates 'Showing 1 to 9 of 9 entries' and has 'Previous', '1', and 'Next' navigation buttons. The footer contains 'Copyright © School Management System' and 'v 5.6'. An 'Activate Windows' watermark is visible in the bottom right corner.

Category

Dashboard / Category

+ Add a category

Copy Excel CSV PDF Search:

#	Hostel Name	Class Type	Hostel Fee	Note	Action
1	Dhanmondi Boys Hostel	A	5000		
2	Dhanmondi Boys Hostel	B	4000		
3	Dhanmondi Boys Hostel	C	3000		
4	Dhanmondi Girl Hostel	A	5000		
5	Dhanmondi Girl Hostel	B	4000		
6	Dhanmondi Girl Hostel	C	3000		
7	Mirpur Girls Hostel	A	5000		
8	Mirpur Girls Hostel	B	4000		
9	Mirpur Girls Hostel	C	3000		

Showing 1 to 9 of 9 entries

Previous 1 Next

Activate Windows
Go to Settings to activate Windows.

Copyright © School Management System v 5.6

HOSTEL > MEMBER

The screenshot shows a web browser window displaying the 'Hostel Member' page of a 'School Management System'. The browser's address bar shows the URL 'https://demo.school.inilabs.xyz/hmember'. The page features a dark sidebar on the left with a user profile for 'Johne Doe' (Admin) and a list of navigation items: Dashboard, Student, Parents, Teacher, User, Academic, Attendance, Exam, Mark, Message, Media, Mail / SMS, Online Exam, Payroll, Asset Management, Inventory, and Leave Application. The main content area has a header 'Hostel Member' and a breadcrumb 'Dashboard / Hostel Member'. Below this is a 'Select Class' dropdown menu. A section titled 'All Students' contains export buttons (Copy, Excel, CSV, PDF), a search input, and a table with columns: #, Photo, Name, Roll, Email, and Action. The table is empty, with the message 'No data available in table' and 'Showing 0 to 0 of 0 entries'. At the bottom of the page, there is a copyright notice 'Copyright © School Management System' and a version number 'v 5.6'. An 'Activate Windows' watermark is also visible in the bottom right corner of the page content.

SPONSORSHIP > CANDIDATE

The screenshot shows a web browser window displaying a 'Candidate' page in a 'School Management System'. The page title is 'Candidate' and the breadcrumb is 'Dashboard / Candidate'. The user is logged in as 'John Doe' (Admin). The page features a sidebar with navigation options: Dashboard, Student, Parents, Teacher, User, Academic, Attendance, Exam, Mark, Message, Media, Mail / SMS, Online Exam, Payroll, Asset Management, Inventory, and Leave Application. The main content area has a '+ Add a Candidate' button and export options (Copy, Excel, CSV, PDF). A search bar is present. The table below lists candidates with columns for #, Photo, Name, Register NO, Class, Sponsor, and Action. The table contains 9 rows of data. At the bottom, there is a copyright notice 'Copyright © School Management System' and a version number 'v 5.6'. A Windows watermark is visible in the bottom right corner of the application area.

#	Photo	Name	Register NO	Class	Sponsor	Action
1		Amy Marshall	4556 0405 1466 6334	Three	Chandler Bing	
2		Amy Marshall	4556 0405 1466 6334	Four	Chandler Bing	
3		Harvey Cooper	2345	Two		
4		Harvey Cooper	2345	Three		
5		Alexander Williams	077 2551 7317	Three		
6		Alexander Williams	077 2551 7317	Four		
7		Sebastian Carroll	078 8275 5468	Three		
8		Sebastian Carroll	078 8275 5468	Four		
9		Morgan Whitehead	078 8669 1261	Three	Meta Inc.	

Copyright © School Management System v 5.6

SPONSORSHIP > SPONSOR

The screenshot displays a web application interface for managing sponsors. The browser address bar shows the URL `https://demo.schoolinilabs.xyz/sponsor`. The application header includes the text "School Manag.." and a user profile for "Joh Doe" with the role "Admin".

The main content area is titled "Sponsor" and features a "+ Add a Sponsor" button. Below this, there are export options: "Copy", "Excel", "CSV", and "PDF". A search bar is also present.

#	Sponsor (Primary Field)	Sponsor (Secondary Field)	Country	Action
1	Chandler Bing	Mayan Inc.	Albania	
2	Meta Inc.	Mark Zuckerberg	Albania	
3	Hubble Top Industry	Thomas Hubble	American Samoa	

Showing 1 to 3 of 3 entries

Navigation: Previous | 1 | Next

Copyright © School Management System v5.6

Windows taskbar at the bottom shows the search bar, system tray with weather (30°C Smoke), and date/time (9:13 PM 8/24/2023).

SPONSORSHIP > SPONSORSHIP

The screenshot displays a web browser window with the URL `https://demo.school.inilabs.xyz/sponsorship`. The page title is "School Manag..". The user is logged in as "Johé Doe" (Admin). The main content area is titled "Sponsorship" and includes a breadcrumb "Dashboard / Sponsorship". There is a "+ Add a Sponsorship" button and export options for "Copy", "Excel", "CSV", and "PDF". A search bar is present. The table below lists 5 sponsorship entries, all with a status of "Expired".

#	Candidate Name	Sponsor Name	Start Date	End Date	Amount	Status	Action
1	Freddie Burrows	Meta Inc.	25 Nov 2021	25 Nov 2022	1200000	Expired	+ [edit]
2	Joseph David	Hubble Top Industry	25 Nov 2021	25 Nov 2022	20000	Expired	+ [edit]
3	Freddie Burrows	Hubble Top Industry	04 Nov 2021	04 Nov 2022	120000	Expired	+ [edit]
4	Morgan Whitehead	Meta Inc.	01 Nov 2021	01 Nov 2022	33390	Expired	+ [edit]
5	Amy Marshall	Chandler Bing	01 Nov 2021	01 Nov 2022	10000	Expired	+ [edit]

Showing 1 to 5 of 5 entries

Previous 1 Next

Copyright © School Management System v5.6

Activate Windows
Go to Settings to activate Windows.

ACCOUNT > FEE TYPE

The screenshot displays a web application interface for a School Management System. The browser address bar shows the URL <https://demo.schoolinilabs.xyz/feetypes>. The page title is "School Manag..". The user is logged in as "Johé Doe" (Admin). The main content area is titled "Fee Types" and includes a breadcrumb "Dashboard / Fee Types". Below the title is a "+ Add a Fee Type" button and export options: "Copy", "Excel", "CSV", and "PDF". A search bar is present on the right. The table below lists 10 fee types with columns for "#", "Fee Type", "Note", and "Action".

#	Fee Type	Note	Action
1	Books Fine	Don't delete it!	
2	Library Fee	Don't delete it!	
3	Transport Fee	Don't delete it!	
4	Hostel Fee	Don't delete it!	
5	Tuition Fee [Jan]		
6	Tuition Fee [Feb]		
7	Tuition Fee [Mar]		
8	Tuition Fee [Apr]		
9	Tuition Fee [May]		
10	Tuition Fee [Jun]		

Showing 1 to 10 of 16 entries

Copyright © School Management System v5.6

Windows taskbar: Type here to search, 30°C Smoke, 9:16 PM 8/24/2023

ACCOUNT > INVOICE

The screenshot displays a web browser window with the URL <https://demo.school.inilabs.xyz/invoice>. The page title is "School Manag.." and the user is logged in as "Joh Doe" (Admin). The main content area is titled "Invoice" and includes a "Dashboard / Invoice" breadcrumb. Below the title, there is a "+ Add a invoice" button and export options for "Copy", "Excel", "CSV", and "PDF". A search bar is also present. The central part of the page features a table with 10 columns: #, Student, Class, Total, Discount, Paid, Waiver, Balance, Status, Date, and Action. The table lists 10 invoice entries with various statuses like "Not Paid" and "Partially Paid". At the bottom of the table, it says "Showing 1 to 10 of 48 entries" and includes pagination controls for pages 1 through 5. The footer of the application shows "Copyright © School Management System" and "v.5.6". The Windows taskbar at the bottom indicates the system time is 9:17 PM on 8/24/2023, with a temperature of 30°C and weather "Smoke".

Invoice

Dashboard / Invoice

+ Add a invoice

Copy Excel CSV PDF Search:

#	Student	Class	Total	Discount	Paid	Waiver	Balance	Status	Date	Action
1	Elle Peacock	Five	100.00	10.00	0.00	0.00	90.00	Not Paid	03 Aug 2022	
2	Samuel Donnelly	Five	100.00	10.00	0.00	0.00	90.00	Not Paid	03 Aug 2022	
3	Anna Marsh	Five	100.00	10.00	50.00	0.00	40.00	Partially Paid	03 Aug 2022	
4	Harvey Todd	Five	100.00	10.00	30.00	0.00	60.00	Partially Paid	03 Aug 2022	
5	Mason Boyle	Five	100.00	10.00	90.00	0.00	0.00	Not Paid	03 Aug 2022	
6	Ryan Thompson	Five	100.00	10.00	0.00	0.00	90.00	Not Paid	03 Aug 2022	
7	Student 12	Four	100.00	0.00	0.00	0.00	100.00	Not Paid	03 Aug 2022	
8	Student 11	Four	100.00	0.00	0.00	0.00	100.00	Not Paid	03 Aug 2022	
9	Student 9	Four	100.00	0.00	0.00	0.00	100.00	Not Paid	03 Aug 2022	
10	Student 10	Four	100.00	0.00	0.00	0.00	100.00	Not Paid	03 Aug 2022	

Showing 1 to 10 of 48 entries

Previous 1 2 3 4 5 Next

Copyright © School Management System v.5.6

ACCOUNT > PAYMENT HISTORY

The screenshot displays a web browser window with the URL `https://demo.schoolinilabs.xyz/paymenthistory`. The page title is "School Manag..". The user is logged in as "Joh Doe" (Admin). The main content area is titled "Payment History" and contains a table with 10 entries. The table columns are: #, Student, Class, Fee Type, Method, Amount, Date, Payment By, and Action. The data rows are as follows:

#	Student	Class	Fee Type	Method	Amount	Date	Payment By	Action
1	Mason Boyle	Five	Tuition Fee [Aug]	Cash	90	03 Aug 2022	Joh Doe	
2	Harvey Todd	Five	Tuition Fee [Aug]	Cash	20	03 Aug 2022	Joh Doe	
3	Harvey Todd	Five	Tuition Fee [Aug]	Cash	10	03 Aug 2022	Joh Doe	
4	Anna Marsh	Five	Tuition Fee [Aug]	Cash	50	03 Aug 2022	Joh Doe	
5	Kade Watson	One	Tuition Fee [Mar]	Cash	100	03 Aug 2022	Joh Doe	
6	Kade Watson	One	Tuition Fee [Feb]	Cash	100	03 Aug 2022	Joh Doe	
7	Kade Watson	One	Tuition Fee [Jan]	Cash	100	03 Aug 2022	Joh Doe	
8	Brady Harris	One	Books Fine	Cash	100	03 Aug 2022	Joh Doe	
9	Matthew Grayson	Two	Tuition Fee [Jan]	Cash	250	14 Jul 2022	Joh Doe	
10	Demi Wilson	One	Library Fee	Cash	20	14 Jul 2022	Joh Doe	

Below the table, it says "Showing 1 to 10 of 10 entries". At the bottom right of the table area, there are "Previous", "1", and "Next" navigation buttons. The footer of the page includes "Copyright © School Management System" and "v 5.6". An "Activate Windows" watermark is visible in the bottom right corner of the browser window.

ACCOUNT > EXPENSES

The screenshot displays a web application interface for managing expenses. The browser address bar shows the URL `https://demo.school.inilabs.xyz/expense`. The page title is "School Manag..". The user is logged in as "Johé Doe" (Admin). The main content area is titled "Expense" and includes a "Dashboard / Expense" breadcrumb. Below the title, there is a "+ Add a expense" button and a search bar. A table lists the following expenses:

#	Name	Date	User	Amount	Note	File	Action
1	Ball	14 Jul 2022	Johé Doe	50000			
2	Book Purses	14 Jul 2022	Johé Doe	5000			

Below the table, it says "Showing 1 to 2 of 2 entries" and includes "Previous 1 Next" pagination controls. The footer contains "Copyright © School Management System" and "v5.6". An "Activate Windows" watermark is visible in the bottom right corner of the application area.

ACCOUNT INVOICE

The screenshot displays a web browser window with the URL `https://demo.schoollinilabs.xyz/income`. The page title is "School Manag..". The user is logged in as "Johe Doe" (Admin). The main content area is titled "Income" and includes a "+ Add Income" button and export options (Copy, Excel, CSV, PDF). A search bar is present above a table with the following data:

#	Name	Date	User	Amount	Note	File	Action
1	Field Rent	14 Jul 2022	Johe Doe	2,000.00			
2	Book sell	14 Jul 2022	Johe Doe	50,000.00			

Below the table, it says "Showing 1 to 2 of 2 entries" and includes "Previous 1 Next" pagination controls. The footer contains "Copyright © School Management System" and "v 5.6". An "Activate Windows" watermark is visible in the bottom right corner of the page content.

ACCOUNT > GLOBAL PAYMENT

The screenshot shows a web browser window displaying the 'Global Payment' page of a 'School Management System'. The browser's address bar shows the URL https://demo.schoolinilabs.xyz/global_payment. The page header includes the text 'School Manag..' and a user profile for 'Johe Doe' with the role 'Admin'. A navigation sidebar on the left lists various system modules: Dashboard, Student, Parents, Teacher, User, Academic, Attendance, Exam, Mark, Message, Media, Mail / SMS, Online Exam, Payroll, Asset Management, Inventory, and Leave Application. The main content area is titled 'Global Payment' and features a search form with three dropdown menus labeled 'Class *', 'Section', and 'Student *', each with a placeholder text 'Select Class', 'Select Section', and 'Select Student' respectively. A teal 'Search' button is positioned to the right of these dropdowns. The footer of the page contains the text 'Copyright © School Management System' and 'v 5.6'. An 'Activate Windows' watermark is visible in the bottom right corner of the page content. The Windows taskbar at the bottom of the screen shows the search bar, several application icons, and system tray information including '30°C Smoke', '9:18 PM', and '8/24/2023'.

ANNOUNCEMENT > NOTICE

Notice

https://demo.schoolinilabs.xyz/notice

School Manag..

Johne Doe Admin

Dashboard / Notice

+ Add a notice

Copy Excel CSV PDF Search:

#	Title	Date	Notice	Action
1	Programming Contest	09 Sep 2022	On 26-11-2022 will held a programming contest on the school ...	
2	Annual Sports Day	03 Aug 2022	In your school campus on 16-12-2022 will held a program of a...	
3	Second Semester Exam	18 Oct 2022	Our second semester exam will held on 10-14-2022.Please be p...	
4	First Semester Exam	10 Sep 2022	Your first semester Exam will held on 19-09-2022.	
5	School holidays 2022	17 Aug 2022	22.12.22	

Showing 1 to 5 of 5 entries

Previous 1 Next

Activate Windows
Go to Settings to activate Windows.













Copyright © School Management System v5.6

Type here to search 30°C Smoke 9:31 PM 8/24/2023

ANNOUNCEMENT > EVENT

The screenshot displays a web browser window with the URL `https://demo.schoolinilabs.xyz/event`. The page title is "School Manag..". The user is logged in as "Johel Doe" (Admin). The main content area is titled "Event" and includes a breadcrumb "Dashboard / Event".

Below the title, there is a link to "Add a event" and export options: "Copy", "Excel", "CSV", and "PDF". A search bar is also present.

#	Title	From Date	To Date	Details	Action
1	Victory Day	17 Nov 2022 (12:00 AM)	15 Dec 2022 (12:00 AM)	National Victory Day	  
2	International Mother Lang...	03 Aug 2022 (12:00 AM)	03 Aug 2022 (11:59 PM)	The idea to celebrate International Moth...	  
3	Football Tournament	03 Aug 2022 (12:00 AM)	03 Aug 2022 (11:59 PM)	ISN's middle	  
4	HACKATHON	03 Aug 2022 (12:00 AM)	04 Aug 2022 (12:00 AM)	Your next	  

Showing 1 to 4 of 4 entries

Navigation: Previous | 1 | Next

Copyright © School Management System v5.6

Windows watermark: Activate Windows. Go to Settings to activate Windows.

ANNOUNCEMENT > HOLIDAY

The screenshot displays a web browser window with the URL <https://demo.school.inilabs.xyz/holiday>. The page title is "School Manag..". The user is logged in as "Joh Doe" (Admin). The main content area is titled "Holiday" and includes a "Dashboard / Holiday" breadcrumb. Below the title is a "+ Add a holiday" link and export options: "Copy", "Excel", "CSV", and "PDF". A search bar is present on the right. The main table lists four holidays:

#	Title	From Date	To Date	Details	Action
1	Eid-ul-Fitr	02 Apr 2022	10 May 2022	Eid ul-Fitr Holiday is an optional holiday. Employment and h...	[Check] [Edit] [Delete]
2	Durga Puza 2020	14 Sep 2022	12 Oct 2022	Durga Puja is a public holiday. It is a day off for the gene...	[Check] [Edit] [Delete]
3	Victory Day	16 Dec 2022	17 Dec 2022	Victory Day is cel...	[Check] [Edit] [Delete]
4	Christmas Day	25 Dec 2022	25 Dec 2022	Christmas is an annual festival commemor...	[Check] [Edit] [Delete]

Showing 1 to 4 of 4 entries

Navigation: Previous | 1 | Next

Copyright © School Management System v5.6

Windows watermark: Activate Windows. Go to Settings to activate Windows.

Windows taskbar: Type here to search, 30°C Smoke, 9:31 PM 8/24/2023

REPORT > CLASS REPORT

The screenshot displays a web browser window with the URL `https://demo.school.inilabs.xyz/classesreport`. The page title is "Class Report" and the breadcrumb navigation shows "Dashboard / Class Report".

Left Sidebar (Navigation Menu):

- Dashboard
- Student
- Parents
- Teacher
- User
- Academic <
- Attendance <
- Exam <
- Mark <
- Message
- Media
- Mail / SMS
- Online Exam <
- Payroll <
- Asset Management <
- Inventory <
- Leave Application <

Header: School Manag.. [Menu Icon] | User: Johe Doe (Admin) | [Profile Icon]

Main Content Area:

Class Report [Dashboard / Class Report]

Class * [Please Select] Section [Please Select] [Get Report]

Copyright © School Management System v5.6

Windows Taskbar: Type here to search | 30°C Smoke | 9:34 PM 8/24/2023

REPORT > SPONSORSHIP REPORT

The screenshot displays a web browser window with the URL `https://demo.school.inilabs.xyz/sponsorshipreport`. The application is titled "School Manag.." and the user is logged in as "Johe Doe" (Admin). The main content area is titled "Sponsorship Report" and features a form with a dropdown menu labeled "Type*" containing the text "Please Select" and a teal "Get Report" button. The sidebar on the left lists various navigation options: Dashboard, Student, Parents, Teacher, User, Academic, Attendance, Exam, Mark, Message, Media, Mail / SMS, Online Exam, Payroll, Asset Management, Inventory, and Leave Application. The footer of the application includes the text "Copyright © School Management System" and "v5.6". A Windows watermark "Activate Windows" is visible in the bottom right corner of the application area. The Windows taskbar at the bottom shows the search bar, system tray with weather (30°C Smoke), and date/time (9:34 PM 8/24/2023).

REPORT > STUDENT REPORT

The screenshot displays a web browser window with the URL `https://demo.school.inilabs.xyz/studentreport`. The page title is "School Manag.." and the user is logged in as "Johe Doe" (Admin). The main content area is titled "Student Report" and contains two dropdown menus labeled "Report For *" and "Class", both with "Please Select" as the current selection. A teal "Get Report" button is positioned to the right of the "Class" dropdown. The left sidebar lists various system modules: Dashboard, Student, Parents, Teacher, User, Academic, Attendance, Exam, Mark, Message, Media, Mail / SMS, Online Exam, Payroll, Asset Management, Inventory, and Leave Application. The footer includes "Copyright © School Management System" and "v5.6". A Windows watermark is visible in the bottom right corner of the page content.

Student Report

Report For *
Please Select

Class
Please Select

Get Report

Dashboard / Student Report

Johe Doe Admin

Dashboard
Student
Parents
Teacher
User
Academic
Attendance
Exam
Mark
Message
Media
Mail / SMS
Online Exam
Payroll
Asset Management
Inventory
Leave Application

Copyright © School Management System v5.6

Activate Windows
Go to Settings to activate Windows.

Type here to search

30°C Smoke 9:35 PM 8/24/2023

REPORT > ID CARD REPORT

The screenshot displays a web browser window with the URL `https://demo.school.inilabs.xyz/idcardreport`. The page title is "School Manag..". The user profile at the top right shows "Johne Doe" with an "Admin" role. A dark sidebar on the left contains a menu with the following items: Dashboard, Student, Parents, Teacher, User, Academic, Attendance, Exam, Mark, Message, Media, Mail / SMS, Online Exam, Payroll, Asset Management, Inventory, and Leave Application. The main content area is titled "ID Card Report" and features three dropdown menus: "ID Card For" (Please Select), "Type" (Please Select), and "Background" (Please Select). A teal "Get Report" button is positioned below these menus. At the bottom of the page, there is a copyright notice: "Copyright © School Management System" and a version number "v5.6". A Windows watermark "Activate Windows" is visible in the bottom right corner of the page content. The Windows taskbar at the bottom shows the search bar, several application icons, and system information including "30°C Smoke" and the date "8/24/2023".

REPORT > ADMIT CARD REPORT

The screenshot displays a web browser window with the URL <https://demo.school.inilabs.xyz/admitcardreport>. The page title is "School Manag..". The user is logged in as "Johe Doe" (Admin). The main content area is titled "Admit Card Report" and contains the following form fields:

- Class * (Please Select)
- Exam * (Please Select)
- Type * (Please Select)
- Background * (Please Select)

A "Get Report" button is located below the form fields. The page footer includes "Copyright © School Management System" and "v 5.6". An "Activate Windows" watermark is visible in the bottom right corner of the page content.

The browser's taskbar at the bottom shows the search bar with "Type here to search", several application icons (including WhatsApp, Edge, File Explorer, Mail, Chrome, Ps, Xd, and Teams), and system tray information: 30°C Smoke, 9:35 PM, 8/24/2023, and ENG.

REPORT > ROUTINE REPORT

The screenshot displays a web browser window with the URL `https://demo.school.inilabs.xyz/routinereport`. The page title is "School Manag.." and the user is logged in as "Johe Doe" (Admin). The left sidebar contains a navigation menu with the following items: Dashboard, Student, Parents, Teacher, User, Academic, Attendance, Exam, Mark, Message, Media, Mail / SMS, Online Exam, Payroll, Asset Management, Inventory, and Leave Application. The main content area is titled "Routine Report" and features a form with a dropdown menu labeled "Routine For" with the text "Please Select" and a teal "Get Report" button. The footer of the page includes "Copyright © School Management System" and "v5.6". A Windows watermark is visible in the bottom right corner of the browser window. The Windows taskbar at the bottom shows the search bar, system tray with weather (30°C Smoke), date (8/24/2023), and time (9:35 PM), and a taskbar with icons for WhatsApp, Edge, File Explorer, Mail, Chrome, and other applications.

REPORT > EXAM SCHEDULE REPORT

The screenshot displays a web browser window with the URL `https://demo.school.inilabs.xyz/examschedulereport`. The page title is "Exam Schedule Report". On the left, a dark sidebar menu lists various system features: Dashboard, Student, Parents, Teacher, User, Academic, Attendance, Exam, Mark, Message, Media, Mail / SMS, Online Exam, Payroll, Asset Management, Inventory, and Leave Application. The user profile "Johne Doe" with the role "Admin" is visible at the top of the sidebar. The main content area has a dark header with the page title and breadcrumb navigation: "Dashboard / Exam Schedule Report". Below the header, there are two dropdown menus labeled "Class *" and "Exam *", both currently showing "Please Select". A teal "Get Report" button is positioned to the right of these dropdowns. At the bottom of the page, there is a copyright notice: "Copyright © School Management System" and a version number "v5.6". A Windows watermark "Activate Windows" is also present. The Windows taskbar at the bottom shows the search bar, several application icons, and system tray information including "30°C Smoke", "9:36 PM", and "8/24/2023".

REPORT > ATTENDANCE REPORT

The screenshot displays a web browser window with the URL `https://demo.school.inilabs.xyz/attendancereport`. The page title is "Attendance Report" and the breadcrumb trail is "Dashboard / Attendance Report".

Left Sidebar (Navigation Menu):

- Dashboard
- Student
- Parents
- Teacher
- User
- Academic <
- Attendance <
- Exam <
- Mark <
- Message
- Media
- Mail / SMS
- Online Exam <
- Payroll <
- Asset Management <
- Inventory <
- Leave Application <

Header: School Manag.. [Menu Icon] | Jphe Doe (Admin) | [Notifications] [Profile]

Main Content Area:

Attendance Report

Attendance Type *
Please Select [Dropdown Arrow]

[Get Report]

Copyright © School Management System

Activate Windows
Go to Settings to activate Windows.

v5.6

Windows Taskbar: Type here to search | [Taskbar Icons] | 30°C Smoke | 9:36 PM 8/24/2023

REPORT > ATTENDANCE OVERVIEW REPORT

The screenshot displays a web browser window with the following elements:

- Browser Tab:** Attendance Overview Report
- Address Bar:** <https://demo.school.inilabs.xyz/attendanceoverviewreport>
- Page Title:** School Manag..
- User Profile:** Johe Doe (Admin)
- Navigation Menu:**
 - Dashboard
 - Student
 - Parents
 - Teacher
 - User
 - Academic
 - Attendance
 - Exam
 - Mark
 - Message
 - Media
 - Mail / SMS
 - Online Exam
 - Payroll
 - Asset Management
 - Inventory
 - Leave Application
- Main Content Area:**
 - Attendance Overview Report** (Page Header)
 - Report For *** (Section Header)
 - Please Select** (Dropdown menu)
 - Get Report** (Button)
- Footer:** Copyright © School Management System v5.6
- System Tray:** Windows taskbar showing search, weather (30°C Smoke), and date/time (9:36 PM 8/24/2023).

REPORT > LIBRARY BOOKS REPORT

The screenshot displays a web browser window with the following elements:

- Browser Tab:** Library Books Report
- Address Bar:** <https://demo.school.inilabs.xyz/librarybooksreport>
- Page Header:** School Manag..
- User Profile:** Johe Doe (Admin)
- Navigation Sidebar:**
 - Dashboard
 - Student
 - Parents
 - Teacher
 - User
 - Academic
 - Attendance
 - Exam
 - Mark
 - Message
 - Media
 - Mail / SMS
 - Online Exam
 - Payroll
 - Asset Management
 - Inventory
 - Leave Application
- Main Content Area:**
 - Library Books Report** (Title)
 - Filters:**
 - Book Name:
 - Subject Code:
 - Rack No:
 - Status:
 - Get Report** (Button)
- Footer:** Copyright © School Management System v5.6

An "Activate Windows" watermark is visible in the bottom right corner of the page content.

REPORT > LIBRARY CARD REPORT

The screenshot displays a web browser window with the URL `https://demo.school.inilabs.xyz/librarycardreport`. The page title is "School Manag.." and the user is logged in as "Johe Doe" (Admin). The main content area is titled "Library Card Report" and features three dropdown menus for filtering: "Class *", "Type *", and "Background *", each with a "Please Select" option. A teal "Get Report" button is positioned below the filters. The sidebar on the left lists various system modules: Dashboard, Student, Parents, Teacher, User, Academic, Attendance, Exam, Mark, Message, Media, Mail / SMS, Online Exam, Payroll, Asset Management, Inventory, and Leave Application. The footer includes "Copyright © School Management System" and "v 5.6". An "Activate Windows" watermark is visible in the bottom right corner of the page content.

REPORT > LIBRARY BOOK ISSUE REPORT

The screenshot displays a web browser window with the following elements:

- Browser Address Bar:** <https://demo.school.inilabs.xyz/librarybookissuereport>
- Page Title:** School Manag..
- Header:** Library Book Issue Report | Dashboard / Library Book Issue Report
- Left Sidebar (Navigation):**
 - Dashboard
 - Student
 - Parents
 - Teacher
 - User
 - Academic <
 - Attendance <
 - Exam <
 - Mark <
 - Message
 - Media
 - Mail / SMS
 - Online Exam <
 - Payroll <
 - Asset Management <
 - Inventory <
 - Leave Application <
- Main Content Area (Library Book Issue Report):**
 - Class:** Please Select (dropdown)
 - Type:** Please Select (dropdown)
 - Library ID:** (text input)
 - From Date:** (text input)
 - To Date:** (text input)
 - Get Report:** (button)
- Footer:** Copyright © School Management System | v 5.6
- System Tray (Windows):** 30°C Smoke, 9:37 PM, 8/24/2023

REPORT > TERMINAL REPORT

The screenshot displays a web browser window with the URL `https://demo.school.inilabs.xyz/terminalreport`. The page title is "Terminal Report" and the breadcrumb navigation shows "Dashboard / Terminal Report".

On the left, a dark sidebar menu lists various system modules: Dashboard, Student, Parents, Teacher, User, Academic, Attendance, Exam, Mark, Message, Media, Mail / SMS, Online Exam, Payroll, Asset Management, Inventory, and Leave Application. The user profile "Johe Doe" with the role "Admin" is visible at the top of the sidebar.

The main content area features a "Terminal Report" header and a form with a "Class" dropdown menu (currently showing "Please Select") and a teal "Get Report" button.

At the bottom of the page, there is a copyright notice: "Copyright © School Management System" and a version number "v5.6". A Windows watermark "Activate Windows" is also present.

The Windows taskbar at the bottom shows the search bar, taskbar icons for various applications, and system tray information including the date "8/24/2023", time "9:37 PM", and temperature "30°C Smoke".

REPORT > MERIT STAGE REPORT

The screenshot displays a web browser window with the URL `https://demo.school.inilabs.xyz/meritstagereport`. The page title is "School Manag.." and the user is logged in as "Johé Doe" (Admin). The main content area is titled "Merit Stage Report" and features a form with a "Class" dropdown menu (currently showing "Please Select") and a "Get Report" button. The left sidebar contains a navigation menu with the following items: Dashboard, Student, Parents, Teacher, User, Academic, Attendance, Exam, Mark, Message, Media, Mail / SMS, Online Exam, Payroll, Asset Management, Inventory, and Leave Application. The footer of the page includes "Copyright © School Management System" and "v5.6". A Windows watermark is visible in the bottom right corner of the page content.

Merit Stage Report

Class *

Please Select

Get Report

Dashboard / Merit Stage Report

Copyright © School Management System

v5.6

Activate Windows
Go to Settings to activate Windows.

REPORT > TABULATION SHEET REPORT

The screenshot shows a web browser window displaying a school management system interface. The browser's address bar shows the URL `https://demo.school.inilabs.xyz/tabulationsheetreport`. The page title is "School Manag..".

The interface features a dark sidebar on the left with a user profile for "Johe Doe" (Admin) and a list of navigation items: Dashboard, Student, Parents, Teacher, User, Academic, Attendance, Exam, Mark, Message, Media, Mail / SMS, Online Exam, Payroll, Asset Management, Inventory, and Leave Application.

The main content area is titled "Tabulation Sheet Report" and includes a breadcrumb trail: "Dashboard / Tabulation Sheet Report". Below the title, there is a form with a "Class" label and a dropdown menu currently showing "Please Select". To the right of the dropdown is a teal "Get Report" button.

At the bottom of the page, there is a copyright notice: "Copyright © School Management System" and a version number "v 5.6".

The Windows taskbar at the bottom of the screen shows the search bar, several application icons, and system tray information including the temperature (30°C), weather (Smoke), and the date/time (9:38 PM, 8/24/2023).

REPORT > MERIT STAGE REPORT

The screenshot displays a web browser window with the URL `https://demo.school.inilabs.xyz/marksheetreport`. The page title is "School Manag..". The user is logged in as "Johne Doe" with the role of "Admin". The left sidebar contains a navigation menu with the following items: Dashboard, Student, Parents, Teacher, User, Academic, Attendance, Exam, Mark, Message, Media, Mail / SMS, Online Exam, Payroll, Asset Management, Inventory, and Leave Application. The main content area is titled "Mark Sheet Report" and features a "Class" dropdown menu with the text "Please Select" and a "Get Report" button. The footer of the page includes the text "Copyright © School Management System" and "v5.6". An "Activate Windows" watermark is visible in the bottom right corner of the page content. The Windows taskbar at the bottom shows the search bar, taskbar icons for various applications, and system tray information including the date and time (9:39 PM, 8/24/2023).

REPORT > PROGRESS CARD REPORT

The screenshot displays a web browser window with the URL `https://demo.school.inilabs.xyz/progresscardreport`. The application is titled "School Manag.." and the user is logged in as "Johe Doe" (Admin). The main content area is titled "Progress Card Report" and features a "Class" dropdown menu with the text "Please Select" and a teal "Get Report" button. The sidebar on the left contains the following navigation items: Dashboard, Student, Parents, Teacher, User, Academic, Attendance, Exam, Mark, Message, Media, Mail / SMS, Online Exam, Payroll, Asset Management, Inventory, and Leave Application. The footer of the application includes the text "Copyright © School Management System" and "v 5.6". An "Activate Windows" watermark is visible in the bottom right corner of the application area. The Windows taskbar at the bottom shows the search bar, task view, and several open applications, along with system tray information including temperature (30°C), time (9:39 PM), and date (8/24/2023).

REPORT > STUDENT SESSION REPORT

The screenshot shows a web browser window displaying a web application. The browser's address bar shows the URL `https://demo.school.inilabs.xyz/studentsessionreport`. The application header includes the text "School Manag.." and a user profile for "Joh Doe" with the role "Admin". The main content area is titled "Student Session Report" and features a dropdown menu labeled "Student" with the text "Please Select" and a teal "Get Report" button. A sidebar on the left lists various application modules: Dashboard, Student, Parents, Teacher, User, Academic, Attendance, Exam, Mark, Message, Media, Mail / SMS, Online Exam, Payroll, Asset Management, Inventory, and Leave Application. The footer of the application contains the text "Copyright © School Management System" and "v 5.6". A Windows watermark is visible in the bottom right corner of the application area. The Windows taskbar at the bottom shows the search bar, several application icons, and system tray information including "30°C Smoke", "9:39 PM", and "8/24/2023".

REPORT > ONLINE EXAM REPORT

The screenshot shows a web browser window displaying the 'Online Exam Report' page of a 'School Management System'. The browser's address bar shows the URL 'https://demo.school.inilabs.xyz/onlineexamreport'. The page features a dark sidebar on the left with a user profile for 'Johne Doe' (Admin) and a list of navigation items: Dashboard, Student, Parents, Teacher, User, Academic, Attendance, Exam, Mark, Message, Media, Mail / SMS, Online Exam, Payroll, Asset Management, Inventory, and Leave Application. The main content area has a dark header with the title 'Online Exam Report' and a breadcrumb trail 'Dashboard / Online Exam Report'. Below the header, there are three dropdown menus labeled 'Online Exam *', 'Class *', and 'Status *', each with 'Please Select' as the current selection. A teal 'Get Report' button is positioned below these menus. At the bottom of the page, there is a copyright notice 'Copyright © School Management System' and a version number 'v5.6'. A Windows watermark 'Activate Windows' is visible in the bottom right corner of the page content. The Windows taskbar at the very bottom shows the search bar, several application icons, and system tray information including '30°C Smoke', '9:39 PM', and '8/24/2023'.

REPORT > ONLINE EXAM QUESTION REPORT

The screenshot shows a web browser window displaying the 'Online Exam Question Report' page of a 'School Management System'. The browser's address bar shows the URL 'https://demo.school.inilabs.xyz/onlineexamquestionreport'. The page features a dark sidebar on the left with a user profile for 'Joh Doe' (Admin) and a list of navigation items: Dashboard, Student, Parents, Teacher, User, Academic, Attendance, Exam, Mark, Message, Media, Mail / SMS, Online Exam, Payroll, Asset Management, Inventory, and Leave Application. The main content area has a dark header with the title 'Online Exam Question Report' and a breadcrumb trail 'Dashboard / Online Exam Question Report'. Below the header, there is a form with a label 'Exam*' and a dropdown menu currently showing 'Please Select'. A teal 'Get Report' button is positioned to the right of the dropdown. At the bottom of the page, there is a copyright notice 'Copyright © School Management System' and a version number 'v 5.6'. An 'Activate Windows' watermark is visible in the bottom right corner of the page content. The Windows taskbar at the bottom of the screen shows the search bar, several application icons, and system tray information including '30°C Smoke', '9:40 PM', and '8/24/2023'.

REPORT > ONLINE EXAM QUESTION ANSWER REPORT

The screenshot shows a web browser window displaying a school management system interface. The browser's address bar shows the URL `https://demo.school.inilabs.xyz/onlineexamquestionanswerreport`. The page title is "School Manag..". The user is logged in as "Johe Doe" with the role of "Admin".

The main content area is titled "Online Exam Question Answer Report" and includes a breadcrumb trail: "Dashboard / Online Exam Question Answer Report". Below the title, there are three dropdown menus for "Exam*", "Student*", and "Attempt*", each with the text "Please Select". A green "Get Report" button is positioned to the right of these dropdowns.

The left sidebar contains a navigation menu with the following items: Dashboard, Student, Parents, Teacher, User, Academic, Attendance, Exam, Mark, Message, Media, Mail / SMS, Online Exam, Payroll, Asset Management, Inventory, and Leave Application.

At the bottom of the page, there is a copyright notice: "Copyright © School Management System" and a version number "v5.6". A Windows watermark "Activate Windows" is visible in the bottom right corner of the page content.

The Windows taskbar at the bottom shows the search bar with the text "Type here to search", several application icons (including WhatsApp, Edge, File Explorer, Mail, Chrome, and others), and system tray information: "30°C Smoke", "9:40 PM", and "8/24/2023".

REPORT > ONLINE ADMISSION REPORT

The screenshot shows a web browser window with the URL <https://demo.school.inilabs.xyz/onlineadmissionreport>. The page title is "School Manag..". The user is logged in as "Johe Doe" (Admin). The main content area is titled "Online Admission Report" and contains a form with the following fields:

- Academic Year* (Please Select)
- Class (Please Select)
- Status (Please Select)
- Phone* (Please Select)
- Admission ID (Empty text box)

A "Get Report" button is located to the right of the Admission ID field. The footer of the page includes "Copyright © School Management System" and "v 5.6". An "Activate Windows" watermark is visible in the bottom right corner of the page content.

The browser's taskbar at the bottom shows the search bar with "Type here to search", several application icons (including WhatsApp, Edge, File Explorer, Mail, Chrome, Ps, Xd, and Teams), and system tray information: 30°C Smoke, 9:40 PM, 8/24/2023, and ENG.

REPORT > CERTIFICATE REPORT

The screenshot displays a web browser window with the URL `https://demo.school.inilabs.xyz/certificatereport`. The application is titled "School Manag.." and the user is logged in as "Joh Doe" (Admin). The left sidebar contains a menu with the following items: Dashboard, Student, Parents, Teacher, User, Academic, Attendance, Exam, Mark, Message, Media, Mail / SMS, Online Exam, Payroll, Asset Management, Inventory, and Leave Application. The main content area is titled "Certificate Report" and features a "Class" dropdown menu with the text "Please Select" and a teal "Get Report" button. The footer of the application includes the text "Copyright © School Management System" and "v5.6". A Windows watermark is visible in the bottom right corner of the application area, reading "Activate Windows. Go to Settings to activate Windows."

REPORT > LEAVE APPLICATION REPORT

The screenshot displays a web browser window with the URL <https://demo.school.inilabs.xyz/leaveapplicationreport>. The page title is "School Manag.." and the user is logged in as "Johe Doe" (Admin). The main content area is titled "Leave Application Report" and features a breadcrumb trail: "Dashboard / Leave Application Report".

The report generation interface includes the following elements:

- Role:** A dropdown menu with "Please Select" as the current selection.
- Category:** A dropdown menu with "Please Select" as the current selection.
- Status:** A dropdown menu with "Please Select" as the current selection.
- From Date:** An empty text input field.
- To Date:** An empty text input field.
- Get Report:** A teal button to generate the report.

The sidebar on the left contains the following navigation items: Dashboard, Student, Parents, Teacher, User, Academic, Attendance, Exam, Mark, Message, Media, Mail / SMS, Online Exam, Payroll, Asset Management, Inventory, and Leave Application. The footer of the page includes "Copyright © School Management System" and "v 5.6". An "Activate Windows" watermark is visible in the bottom right corner of the page content.

REPORT > PRODUCT PURCHASE REPORT

The screenshot shows a web browser window with the URL `https://demo.school.inilabs.xyz/productpurchasereport`. The page title is "Product Purchase Report" and the breadcrumb is "Dashboard / Product Purchase Report".

The form contains the following fields:

- Supplier:
- Warehouse:
- Reference No:
- Status:
- From Date:
- To Date:

A "Get Report" button is located below the form fields.

The left sidebar menu includes: Dashboard, Student, Parents, Teacher, User, Academic, Attendance, Exam, Mark, Message, Media, Mail / SMS, Online Exam, Payroll, Asset Management, Inventory, and Leave Application.

The user profile at the top right shows "Johne Doe" with the role "Admin".

At the bottom of the page, there is a copyright notice: "Copyright © School Management System" and a version number: "v5.6".

The Windows taskbar at the bottom shows the search bar, taskbar icons, system tray with weather (30°C Smoke), time (9:41 PM 8/24/2023), and language (ENG).

REPORT > PRODUCT SALE REPORT

The screenshot displays a web browser window with the URL <https://demo.school.inilabs.xyz/productsalereport>. The page title is "Product Sale Report". The user is logged in as "Johne Doe" with the role of "Admin".

The interface includes a sidebar menu with the following items: Dashboard, Student, Parents, Teacher, User, Academic, Attendance, Exam, Mark, Message, Media, Mail / SMS, Online Exam, Payroll, Asset Management, Inventory, and Leave Application.

The main content area is titled "Product Sale Report" and contains the following form fields:

- Role: Please Select (dropdown)
- User: Please Select (dropdown)
- Reference No: (text input)
- Status: Please Select (dropdown)
- From Date: (text input)
- To Date: (text input)

A "Get Report" button is located below the form fields.

At the bottom of the page, there is a copyright notice: "Copyright © School Management System" and a version number: "v5.6".

The Windows taskbar at the bottom shows the search bar, taskbar icons for various applications, and system tray information including the date and time: "9:41 PM 8/24/2023".

REPORT > SEARCH PAYMENT FEES REPORT

Search Payment Fees Report

Invoice Number *

Get Report

Dashboard / Search Payment Fees Report

Copyright © School Management System v5.6

Activate Windows
Go to Settings to activate Windows.

9:41 PM
8/24/2023

REPORT > FEES REPORT

The screenshot displays a web browser window with the following elements:

- Browser Tab:** Fees Report
- Address Bar:** <https://demo.school.inilabs.xyz/feesreport>
- Page Header:** School Manag..
- User Profile:** Johe Doe, Admin
- Navigation Menu (Left):**
 - Dashboard
 - Student
 - Parents
 - Teacher
 - User
 - Academic
 - Attendance
 - Exam
 - Mark
 - Message
 - Media
 - Mail / SMS
 - Online Exam
 - Payroll
 - Asset Management
 - Inventory
 - Leave Application
- Main Content Area:**
 - Section:** Fees Report
 - Form Fields:**
 - Class:
 - Fee Type:
 - From Date:
 - To Date:
 - Action:**
- Footer:** Copyright © School Management System
- System Tray (Bottom):** Windows taskbar with search, task view, and system icons (30°C, Smoke, 9:41 PM, 8/24/2023).

REPORT > DUE FEES REPORT

The screenshot displays a web browser window with the URL `https://demo.school.inilabs.xyz/dufeesreport`. The page title is "School Manag.." and the user is logged in as "Johe Doe" (Admin). The main content area is titled "Due Fees Report" and contains a form with the following fields:

- Class:
- Fee Type:
- From Date:
- To Date:

A teal "Get Report" button is positioned below the "To Date" field. The left sidebar lists various system modules: Dashboard, Student, Parents, Teacher, User, Academic, Attendance, Exam, Mark, Message, Media, Mail / SMS, Online Exam, Payroll, Asset Management, Inventory, and Leave Application. The footer includes "Copyright © School Management System" and "v5.6". A Windows watermark "Activate Windows" is visible in the bottom right corner of the page content.

REPORT > BALANCE FEES REPORT

The screenshot displays a web browser window with the URL `https://demo.school.inilabs.xyz/balancefeesreport`. The page title is "School Manag..". The user is logged in as "Johe Doe" (Admin). The main content area is titled "Balance Fees Report" and features a "Class" dropdown menu with the text "Please Select" and a "Get Report" button. The sidebar contains the following navigation items: Dashboard, Student, Parents, Teacher, User, Academic, Attendance, Exam, Mark, Message, Media, Mail / SMS, Online Exam, Payroll, Asset Management, Inventory, and Leave Application. The footer includes the text "Copyright © School Management System" and "v 5.6". An "Activate Windows" watermark is visible in the bottom right corner of the page content.

REPORT > TRANSACTION REPORT

The screenshot displays a web browser window with the URL `https://demo.school.inilabs.xyz/transactionreport`. The page title is "Transaction Report" and the breadcrumb navigation shows "Dashboard / Transaction Report". The user is logged in as "Johe Doe" with the role of "Admin".

The main content area features a "Transaction Report" header and two input fields for "From Date" and "To Date", both marked with an asterisk. A teal "Get Report" button is positioned to the right of the "To Date" field.

A dark sidebar on the left contains the following menu items: Dashboard, Student, Parents, Teacher, User, Academic, Attendance, Exam, Mark, Message, Media, Mail / SMS, Online Exam, Payroll, Asset Management, Inventory, and Leave Application.

At the bottom of the page, there is a copyright notice: "Copyright © School Management System" and a version number "v5.6". An "Activate Windows" watermark is also visible in the bottom right corner of the page content.

The Windows taskbar at the bottom shows the search bar, taskbar icons for WhatsApp, Edge, File Explorer, Mail, Chrome, and other applications, along with system tray information including temperature (30°C), time (9:42 PM), and date (8/24/2023).

REPORT > STUDENT FINE REPORT

The screenshot displays a web browser window with the URL `https://demo.school.inilabs.xyz/studentfinereport`. The application interface is titled "School Manag.." and shows the user "Johe Doe" as an "Admin". The main content area is titled "Student Fine Report" and features two input fields for "From Date" and "To Date", along with a teal "Get Report" button. The sidebar on the left lists various navigation options: Dashboard, Student, Parents, Teacher, User, Academic, Attendance, Exam, Mark, Message, Media, Mail / SMS, Online Exam, Payroll, Asset Management, Inventory, and Leave Application. The footer of the application includes the text "Copyright © School Management System" and "v 5.6". A Windows watermark is visible in the bottom right corner of the application area.

Student Fine Report

From Date *

To Date *

Get Report

Copyright © School Management System v 5.6

Activate Windows
Go to Settings to activate Windows.

REPORT > OVERTIME REPORT

The screenshot displays a web browser window with the following elements:

- Browser Tab:** Overtime Report
- Address Bar:** <https://demo.school.inilabs.xyz/overtimereport>
- Page Title:** School Manag..
- User Profile:** Johe Doe (Admin)
- Navigation Menu (Left Sidebar):**
 - Dashboard
 - Student
 - Parents
 - Teacher
 - User
 - Academic
 - Attendance
 - Exam
 - Mark
 - Message
 - Media
 - Mail / SMS
 - Online Exam
 - Payroll
 - Asset Management
 - Inventory
 - Leave Application
- Page Header:** Overtime Report | Dashboard / Overtime Report
- Form Fields:**
 - Report For:
 - From Date:
 - To Date:
- Action:**
- Footer:** Copyright © School Management System | v5.6
- Windows Taskbar:** Search bar, taskbar icons (WhatsApp, Edge, File Explorer, Mail, Chrome, Ps, Xd, Spotify), system tray (30°C, Smoke, 9:42 PM, 8/24/2023).

REPORT > SALARY REPORT

The screenshot displays a web browser window with the URL <https://demo.school.inilabs.xyz/salaryreport>. The page title is "Salary Report". The user is logged in as "Johne Doe" (Admin). The left sidebar contains a navigation menu with the following items: Dashboard, Student, Parents, Teacher, User, Academic, Attendance, Exam, Mark, Message, Media, Mail / SMS, Online Exam, Payroll, Asset Management, Inventory, and Leave Application. The main content area is titled "Salary Report" and contains a form with the following fields: "Salary For" (a dropdown menu with "Please Select" selected), "Month" (an empty text input), "From Date" (an empty text input), and "To Date" (an empty text input). A teal "Get Report" button is positioned below the "To Date" field. The footer of the page includes the text "Copyright © School Management System" and "v5.6". An "Activate Windows" watermark is visible in the bottom right corner of the page content. The Windows taskbar at the bottom shows the search bar, several application icons, and system tray information including "30°C Smoke", "9:42 PM", and "8/24/2023".

REPORT > ACCOUNT LEDGER REPORT

The screenshot displays a web browser window with the URL `https://demo.school.inilabs.xyz/accountledgerreport`. The page title is "School Manag..". The user is logged in as "Johé Doe" (Admin). The main content area is titled "Account Ledger Report" and features the following elements:

- Academic Year:** A dropdown menu currently set to "All Academic Year".
- From Date:** An empty text input field.
- To Date:** An empty text input field.
- Get Report:** A teal button to generate the report.

The sidebar on the left contains the following navigation items: Dashboard, Student, Parents, Teacher, User, Academic, Attendance, Exam, Mark, Message, Media, Mail / SMS, Online Exam, Payroll, Asset Management, Inventory, and Leave Application. The footer of the page includes "Copyright © School Management System" and "v5.6". A Windows watermark is visible in the bottom right corner of the page content.

ONLINE ADMISSION

The screenshot displays a web-based dashboard for a School Management System. The interface includes a sidebar menu, a top navigation bar, and several data visualization components.

- Dashboard Header:** Shows the user profile for 'Johe Doe' (Admin) and the system name 'School Manag..'. The URL is <https://demo.school.inilabs.xyz/dashboard/index>.
- Reminder:** A notification stating 'Dummy data will be reset in every 30 minutes'.
- Key Metrics:** Four colored cards showing counts: 44 Students (orange), 10 Parents (teal), 11 Teachers (pink), and 35 Subjects (purple).
- 2023 Accounts Summary:** A line chart showing monthly income and expense. The Y-axis represents 'Amount' (0k to 60k), and the X-axis represents 'Month'. Income is shown in blue and expense in pink. A significant expense peak is visible in July.
- Students Today's Attendance:** A bar chart showing the number of students present (blue) and absent (pink) today. The chart shows a high number of present students and a low number of absent students.
- Footer:** Includes the copyright notice 'Copyright © School Management System', the version 'v 5.6', and a Windows activation notice.

VISITOR INFORMATION

The screenshot shows a web browser window displaying the 'Visitor Information' page of a 'School Management System'. The browser address bar shows the URL 'https://demo.school.inilabs.xyz/visitorinfo'. The page header includes the user name 'Johne Doe' and the role 'Admin'. The sidebar on the left lists various system modules such as Dashboard, Student, Parents, Teacher, User, Academic, Attendance, Exam, Mark, Message, Media, Mail / SMS, Online Exam, Payroll, Asset Management, Inventory, and Leave Application. The main content area is titled 'Visitor Information' and contains a 'Visitor List' table. The table has columns for '#', 'Visitor ID', 'Name', 'To meet', 'Check in', 'Check out', 'Status', and 'Action'. Below the table, it states 'No data available in table' and 'Showing 0 to 0 of 0 entries'. There are also buttons for 'Copy', 'Excel', 'CSV', and 'PDF' at the top of the table, and a search input field. The footer of the page includes 'Copyright © School Management System' and 'v 5.6'. The Windows taskbar at the bottom shows the system tray with the date '8/24/2023' and time '10:21 PM'.

Visitor Information

Dashboard / Visitor Information

Visitor List Visitor Add

Copy Excel CSV PDF Search:

#	Visitor ID	Name	To meet	Check in	Check out	Status	Action
No data available in table							

Showing 0 to 0 of 0 entries

Previous Next

Activate Windows
Go to Settings to activate Windows.

Copyright © School Management System v 5.6

ADMINISTRATION > ACADEMIC YEAR

The screenshot displays a web application interface for a School Management System. The browser address bar shows the URL `https://demo.school.inilabs.xyz/schoolyear`. The page title is "School Manag..". The user is logged in as "Johe Doe" with the role of "Admin".

The main content area is titled "Academic Year" and includes a breadcrumb trail: "Dashboard / Academic Year". Below the title, there is a link to "+ Add a academic year" and export options: "Copy", "Excel", "CSV", and "PDF". A search bar is also present.

The central part of the page features a table with the following data:

#	Year	Year Title	Starting Date	Ending Date	Action
1	2023-2024		01-01-2023	31-12-2023	
2	2022-2023		01-01-2022	31-12-2022	
3	2021-2022		01-01-2021	31-12-2021	

Below the table, it indicates "Showing 1 to 3 of 3 entries" and includes pagination controls: "Previous", "1", and "Next".

The sidebar on the left contains the following navigation items: Dashboard, Student, Parents, Teacher, User, Academic, Attendance, Exam, Mark, Message, Media, Mail / SMS, Online Exam, Payroll, Asset Management, Inventory, and Leave Application.







The footer of the page includes "Copyright © School Management System" and "v 5.6".

The Windows taskbar at the bottom shows the search bar, taskbar icons for various applications, system tray information (30°C, Smoke, ENG), and the date/time (10:22 PM, 8/24/2023).

ADMINISTRATION > STUDENT GROUP

The screenshot displays a web browser window with the URL `https://demo.school.inilabs.xyz/studentgroup`. The page title is "School Manag.." and the user is logged in as "Joh Doe" (Admin). The main content area is titled "Student Group" and includes a breadcrumb "Dashboard / Student Group".

At the top of the main content area, there is a link to "+ Add a Student Group" and a search bar. Below this, there are export buttons for "Copy", "Excel", "CSV", and "PDF".

#	Group	Action
1	Science	 
2	Arts	 
3	Commerce	 

Below the table, it says "Showing 1 to 3 of 3 entries". At the bottom right of the table area, there are "Previous", "1", and "Next" navigation buttons.

The footer of the page contains "Copyright © School Management System" and "v 5.6". An "Activate Windows" watermark is visible in the bottom right corner of the page content.

The Windows taskbar at the bottom shows the search bar, task view, and several application icons. The system tray on the right displays the temperature (30°C), weather (Smoke), time (10:22 PM), date (8/24/2023), and language (ENG).

ADMINISTRATION > COMPLAIN













The screenshot displays a web application interface for 'School Management System' with the following components:

- Browser:** The address bar shows the URL `https://demo.school.inilabs.xyz/complain`. The user is logged in as 'Johe Doe'.
- Sidebar:** A dark sidebar on the left contains navigation links: Dashboard, Student, Parents, Teacher, User, Academic, Attendance, Exam, Mark, Message, Media, Mail / SMS, Online Exam, Payroll, Asset Management, Inventory, and Leave Application.
- Main Content Area:**
 - Header:** 'Complain' with a breadcrumb trail 'Dashboard / Complain'.
 - Action:** '+ Add a Complain' button.
 - Export:** Buttons for 'Copy', 'Excel', 'CSV', and 'PDF'.
 - Search:** A search input field.
 - Table:** A table with columns: #, Title, Description, Attachment, and Action.

#	Title	Description	Attachment	Action
1	Absent	Dear Parents,...		[Icons]
2	Behavior	D...		[Icons]
 - Footer:** 'Showing 1 to 2 of 2 entries' and pagination controls (Previous, 1, Next).
- Footer:** 'Copyright © School Management System v5.6' and an 'Activate Windows' watermark.

ADMINISTRATION > CERTIFICATE TEMPLATE

The screenshot displays the 'Certificate Template' administration page in a web browser. The browser address bar shows the URL https://demo.school.inilabs.xyz/certificate_template. The user is logged in as 'Johe Doe' (Admin). The page features a sidebar with navigation options: Dashboard, Student, Parents, Teacher, User, Academic, Attendance, Exam, Mark, Message, Media, Mail / SMS, Online Exam, Payroll, Asset Management, Inventory, and Leave Application. The main content area is titled 'Certificate Template' and includes a '+ Add a Certificate template' button and export options (Copy, Excel, CSV, PDF). A search bar is also present. The table below lists the existing certificate templates:

#	Name	Theme	Main Middle Text	Template	Action
1	S.S.C	Theme 1	[name]	A certificate is e..	  
2	General Certificate	Theme 2	THIS ACKNOWLEDGES THAT	[name] HAS SUCCESS..	  
3	P.S.C	Theme 1	INILABS SCHOOL MANAGEME..	I certificate that..	  
4	J.S.C	Theme 2	iNILabs School Manageme..	I certify that the..	  

Showing 1 to 4 of 4 entries

Previous 1 Next

Copyright © School Management System v5.6

Activate Windows
Go to Settings to activate Windows.

ADMINISTRATION > SYSTEM ADMIN

System Admin

https://demo.school.inilabs.xyz/systemadmin

School Manag..

System Admin

Dashboard / System Admin

+ Add a system admin

Copy Excel CSV PDF Search:

#	Photo	Name	Email	Role	Status	Action
1		System Admin	systemadmin@gmail.com	Admin	ON	

Showing 1 to 1 of 1 entries

Previous 1 Next

Copyright © School Management System v5.6

Activate Windows
Go to Settings to activate Windows.

Type here to search

30°C Smoke 10:22 PM 8/24/2023

ADMINISTRATION > RESET PASSWORD

The screenshot displays a web browser window with the URL `https://demo.school.inilabs.xyz/resetpassword`. The page title is "School Manag..". The user profile at the top right shows "Johe Doe" with the role "Admin".

The main content area is titled "Reset Password" and contains the following form fields:

- Users ***: A dropdown menu with the text "Select Users".
- Username ***: A dropdown menu with the text "Select Username".
- New Password ***: A text input field.
- Re-Password ***: A text input field.

Below the form is a teal button labeled "Rreset Password".

The sidebar on the left lists the following navigation items:

- Dashboard
- Student
- Parents
- Teacher
- User
- Academic
- Attendance
- Exam
- Mark
- Message
- Media
- Mail / SMS
- Online Exam
- Payroll
- Asset Management
- Inventory
- Leave Application

At the bottom of the page, there is a footer with the text "Copyright © School Management System" and "v 5.6". An "Activate Windows" watermark is also visible in the bottom right corner of the page content.

The Windows taskbar at the bottom shows the search bar, taskbar icons for various applications, and system tray information including "30°C Smoke", "10:23 PM", and "8/24/2023".

ADMINISTRATION > SOCIAL LINK

School Manag..

Social Link

Dashboard / Social Link

+ Add a Social Link

Select Role

Copy Excel CSV PDF

Search:

#	Photo	Role	User	Facebook	Twitter	Linkedin	Google Plus	Action
1		Teacher	Alisha Henry	https://www.facebo..	https://twitter.com/	https://www.linked..	https://www.google..	
2		Student	Alexander William	https://www.facebo..	https://twitter.com/	https://www.linked..	https://www.google..	
3		Parents	Lewis Rowley	https://www.facebo..	https://twitter.com/	https://www.linked..	https://www.google..	
4		Accountant	User 4	https://www.facebo..	https://twitter.com/	https://www.linked..	https://www.google..	
5		Librarian	User 3	https://www.facebo..	https://twitter.com/	https://www.linked..	https://www.google..	
6		Receptionist	User 2	https://www.facebo..	https://twitter.com/	https://www.linked..	https://www.google..	
7		Moderator	User 1	https://www.facebo..	https://twitter.com/	https://www.instag..	https://www.google..	

Showing 1 to 7 of 7 entries

Previous 1 Next

Activate Windows
Go to Settings to activate Windows.

Copyright © School Management System v 5.6

Type here to search
















30°C Smoke

10:23 PM
8/24/2023

ADMINISTRATION > MAIL / SMS TEMPLATE

The screenshot displays the 'Mail / SMS Template' administration page in a web browser. The browser's address bar shows the URL <https://demo.school.inilabs.xyz/mailandsmstemplate>. The page header includes the user profile 'Johne Doe' and the role 'Admin'. The sidebar on the left lists various system modules such as Dashboard, Student, Parents, Teacher, User, Academic, Attendance, Exam, Mark, Message, Media, Mail / SMS, Online Exam, Payroll, Asset Management, Inventory, and Leave Application.

The main content area is titled 'Mail / SMS Template' and features a '+ Add a template' button. Below this, there are export options for 'Copy', 'Excel', 'CSV', and 'PDF', along with a search input field. A table lists the existing templates:

#	Name	Type	User	Template	Action
1	Parents and Teacher Meeti...	Email	Teacher	Respected ...	  
2	Parents and Teacher Meeti...	Email	Parents	Respected ...	  
3	Guardian Meeting	Email	Parents	Our sch...	  
4	International Mother Lang...	Email	Student	Dear st...	  
5	International Mother Lang...	Sms	Student	Dear student in 21st Febr...	  

Below the table, it indicates 'Showing 1 to 5 of 5 entries' and provides navigation buttons for 'Previous', '1', and 'Next'. The footer of the page includes the copyright notice 'Copyright © School Management System' and the version number 'v 5.6'. A Windows watermark 'Activate Windows' is visible in the bottom right corner of the application area.

The Windows taskbar at the bottom shows the search bar, taskbar icons for various applications, system tray information including '30°C Smoke', and the date '10:23 PM 8/24/2023'.

ADMINISTRATION > IMPORT

The screenshot shows a web browser window displaying the 'Import' page of a 'School Management System'. The browser's address bar shows the URL 'https://demo.school.inilabs.xyz/bulkimport'. The page header includes the site name 'School Manag..' and the user profile 'Johe Doe' with a dropdown arrow. The sidebar on the left lists various system modules: Dashboard, Student, Parents, Teacher, User, Academic, Attendance, Exam, Mark, Message, Media, Mail / SMS, Online Exam, Payroll, Asset Management, Inventory, and Leave Application. The main content area is titled 'Import' and contains a table with the following rows:

Action	File Selection	Upload	Import	Download Sample
Add Teacher	Choose File	Upload	Import	Download Sample
Add Parent	Choose File	Upload	Import	Download Sample
Add User	Choose File	Upload	Import	Download Sample
Add Book	Choose File	Upload	Import	Download Sample
Add Student	Choose File	Upload	Import	Download Sample
Add Question	Choose File	Upload	Import	Download Sample










At the bottom of the page, there is a copyright notice: 'Copyright © School Management System' and a version number 'v 5.6'. An 'Activate Windows' watermark is also visible in the bottom right corner of the page content.

ADMINISTRATION > BACKUP

The screenshot displays a web browser window with the URL `https://demo.school.inilabs.xyz/backup`. The page title is "School Manag..". The user is logged in as "Johe Doe" (Admin). The sidebar on the left lists various system modules: Dashboard, Student, Parents, Teacher, User, Academic, Attendance, Exam, Mark, Message, Media, Mail / SMS, Online Exam, Payroll, Asset Management, Inventory, and Leave Application. The main content area is titled "Backup" and contains a "Backup Database" section with a "Download Sql" button. The footer includes "Copyright © School Management System" and "v5.6". A Windows watermark is visible in the bottom right corner of the page content.

ADMINISTRATION > ROLE

The screenshot displays a web browser window with the URL `https://demo.school.inilabs.xyz/usertype`. The page title is "School Manag.." and the user is logged in as "Johe Doe" (Admin). The main content area is titled "Role" and features a table of roles. The table has columns for "#", "Role", and "Action". The roles listed are Moderator, Receptionist, Librarian, Accountant, Parents, Student, Teacher, and Admin. The "Action" column contains edit and delete icons for each role. Below the table, it indicates "Showing 1 to 8 of 8 entries" and includes "Previous", "1", and "Next" navigation buttons. The footer of the page contains "Copyright © School Management System" and "v 5.6".

#	Role	Action
1	Moderator	 
2	Receptionist	
3	Librarian	
4	Accountant	
5	Parents	
6	Student	
7	Teacher	
8	Admin	

ADMINISTRATION > PERMISSION

The screenshot displays a web browser window with the URL `https://demo.school.inilabs.xyz/permission`. The application is titled "School Manag.." and the user is logged in as "Johe Doe" (Admin). The sidebar on the left lists various modules: Dashboard, Student, Parents, Teacher, User, Academic, Attendance, Exam, Mark, Message, Media, Mail / SMS, Online Exam, Payroll, Asset Management, Inventory, and Leave Application. The main content area is titled "Permission" and features a "Select Role" dropdown menu. The footer contains the text "Copyright © School Management System" and "v 5.6". An "Activate Windows" watermark is visible in the bottom right corner of the application area. The Windows taskbar at the bottom shows the search bar, taskbar icons, system tray, and date/time (10:24 PM, 8/24/2023).

ADMINISTRATION > ADDONS

The screenshot displays a web-based dashboard for a School Management System. The browser address bar shows the URL <https://demo.school.inilabs.xyz/dashboard/index>. The user is logged in as **Johe Doe**, an Admin.

User Statistics:

- 44 Student
- 10 Parents
- 11 Teacher
- 35 Subject

2023 Accounts Summary:

This chart shows the monthly income and expense for the year 2023. The Y-axis represents the Amount in thousands (0k to 60k). The X-axis represents the Month from January to December. A legend indicates that blue represents Income and red represents Expense. The chart shows a significant peak in July, with a callout for April indicating an expense of 0.

Month	Income (k)	Expense (k)
January	0	0
February	0	0
March	0	0
April	0	0
May	0	0
June	0	0
July	50	50
August	0	35
September	0	0
October	0	0
November	0	0
December	0	0

Students Today's Attendance:

This chart shows the attendance for the current day. The Y-axis represents the number of students. The X-axis represents the attendance status. A legend indicates that blue represents Present and red represents Absent. The chart shows a significant number of students present and a smaller number of students absent.

Footer:

Copyright © School Management System v5.6

ADMINISTRATION > UPDATE

The screenshot displays a web-based dashboard for a School Management System. The interface includes a sidebar with navigation options, a main content area with summary cards and charts, and a footer with system information.

Dashboard Summary:

- 44 Student** (represented by a graduation cap icon)
- 10 Parents** (represented by a person icon)
- 11 Teacher** (represented by a person with a laptop icon)
- 35 Subject** (represented by a stack of books icon)

2023 Accounts Summary:

Click month income or expense column to view day wise account summary

Month	Income (k)	Expense (k)
January	0	0
February	0	0
March	0	0
April	0	0
May	0	0
June	0	0
July	~50	~50
August	~30	~30
September	0	0
October	0	0
November	0	0
December	0	0

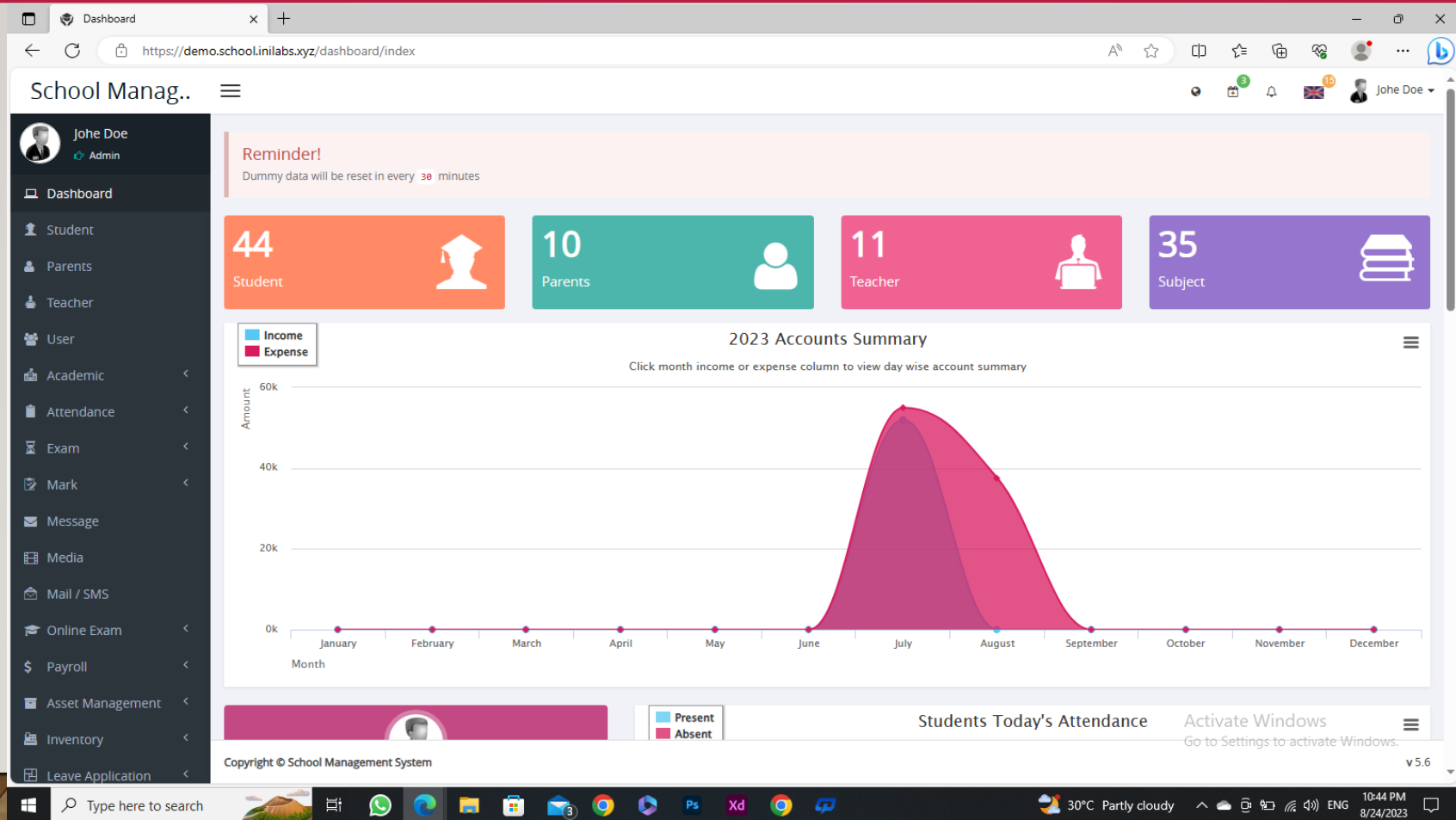
Students Today's Attendance:

Category	Count
Present	~40
Absent	~4

System Information:

- Copyright © School Management System
- v 5.6
- Windows watermark: Activate Windows. Go to Settings to activate Windows.

FRONTEND > POSTS CATEGORIES













FRONTEND > POSTS

The screenshot displays a web application interface for managing posts. The browser address bar shows the URL `https://demo.school.inilabs.xyz/posts`. The page title is "School Manag..". The user is logged in as "Johe Doe" with the role of "Admin".

The main content area is titled "Posts" and includes a breadcrumb trail: "Dashboard / Posts". Below the title, there is a link to "+ Add a Posts" and export options: "Copy", "Excel", "CSV", and "PDF". A search bar is also present.

The posts are listed in a table with the following columns: #, Title, Categories, Date, and Action.

#	Title	Categories	Date	Action
1	Latest Industry News		23 Nov 2021 04:37 PM	 
2	Tutorials And How-to Guides	Programming	23 Nov 2021 04:34 PM	 
3	Prayer Room	Prayer Room	23 Nov 2021 04:33 PM	 
4	School Hall Room	Hall Room	23 Nov 2021 04:14 PM	 
5	Case Studies	Programming	23 Nov 2021 04:13 PM	 

Showing 1 to 5 of 5 entries

Navigation: Previous | 1 | Next

Copyright © School Management System v5.6

Activate Windows
Go to Settings to activate Windows.

FRONTEND > PAGES

Pages

Dashboard / Pages

+ Add a Pages

Copy Excel CSV PDF Search:

#	Title	Template	Date	Action
1	Home	Home	23 Nov 2021 04:38 PM	
2	About	About	23 Nov 2021 04:44 PM	
3	Notice Board	Notice	23 Nov 2021 04:45 PM	
4	Admission	Admission	23 Nov 2021 04:52 PM	
5	Blog	Blog	23 Nov 2021 04:52 PM	
6	Contact	Contact	23 Nov 2021 05:00 PM	
7	Events	Event	23 Nov 2021 05:02 PM	
8	Teachers	Teacher	23 Nov 2021 05:03 PM	
9	Audio List	None	23 Nov 2021 05:10 PM	
10	Gallery	Gallery	23 Nov 2021 05:37 PM	

Showing 1 to 10 of 10 entries

Previous 1 Next

Activate Windows
Go to Settings to activate Windows.

Copyright © School Management System v 5.6

Type here to search

30°C Partly cloudy 10:45 PM 8/24/2023

FRONTEND > MENU

The screenshot displays a web browser window with the URL `https://demo.school.inilabs.xyz/frontendmenu`. The page title is "School Manag..". The user is logged in as "Johe Doe" (Admin). The interface is divided into several sections:

- Left Sidebar:** A dark sidebar with navigation links: Dashboard, Student, Parents, Teacher, User, Academic, Attendance, Exam, Mark, Message, Media, Mail / SMS, Online Exam, Payroll, Asset Management, Inventory, and Leave Application.
- Top Navigation:** "Edit Menus" and "Manage Locations" tabs. A dropdown menu is set to "Social Menu (Top Menu)".
- Main Content Area:**
 - Select a menu to edit:** A dropdown menu showing "Social Menu (Top Menu)".
 - Pages:** A list of pages with checkboxes: Home, About, Notice Board, Admission, Blog, Contact, Events, Teachers, Audio List, and Gallery. A "Select All" link and an "Add to Menu" button are at the bottom.
 - Posts:** A section with a right-pointing arrow.
 - Custom Links:** A section with a right-pointing arrow.
 - Menu Name:** A text input field containing "Social Menu" and a "Save Menu" button.
 - Menu Structure:** A section with the instruction "Drag each item into the order you prefer, Click the arrow on the right of the item to reveal additional configuration options". It contains a list of menu items, each in a box with a right-pointing arrow: Home, About, Teachers, Events, Gallery, Contact, Blog, and Admission.
 - Menu Settings:** A section at the bottom of the main content area.
- Footer:** "Copyright © School Management System" on the left, "v 5.6" on the right, and an "Activate Windows" watermark.

SETTINGS > GENERAL SETTINGS

The screenshot displays the 'General Setting' page of a School Management System. The browser address bar shows the URL 'https://demo.school.inilabs.xyz/setting'. The page features a dark sidebar on the left with navigation options: Dashboard, Student, Parents, Teacher, User, Academic, Attendance, Exam, Mark, Message, Media, Mail / SMS, Online Exam, Payroll, Asset Management, Inventory, and Leave Application. The main content area is titled 'General Setting' and includes a 'Site Configuration' section with the following fields:

- Site Title: School Management System
- Phone No: 01728660964
- System Email: info@inilabs.net
- Address: Dhaka mirpur-2
- Footer: Copyright & copy; School Management System
- Currency Code: USD
- Currency Symbol: \$
- Language: Enable
- Default Language: English
- Default Academic Year: 2022-2023
- Default Attendance: Per Day Wise Attendance
- Auto Invoice Generate: No
- Note: Enable
- Weekends: x Friday
- Frontend: No
- Google Analytics: (empty)
- Profile Edit: Disable
- Time Zone: (GMT+06:00) Dhaka
- Graduate Class: Graduate
- Logo: (empty) with a 'File Browse' button

At the bottom of the page, there is a copyright notice 'Copyright © School Management System' and a version number 'v 5.6'. An 'Activate Windows' watermark is also visible in the bottom right corner of the page content.

SETTINGS > FRONTEND SETTINGS

Frontend settings

https://demo.school.inilabs.xyz/frontend_setting

School Manag..

Johe Doe Admin

Dashboard / Frontend Settings

Frontend Configuration

Login Menu: Enable

Teacher Email: Disable

Teacher Phone: Disable

Online Admission: Enable

Description: iNILabs International School IIS is a fully accredited, independent, international school in Dhaka, Bangladesh.

Social

Facebook: https://www.facebook.com/inilabs

Twitter: https://twitter.com/

LinkedIn: https://www.instagram.com/

Youtube: https://www.youtube.com

Google +:

Update Frontend setting

Copyright © School Management System v 5.6

Activate Windows
Go to Settings to activate Windows.

SETTINGS > PAYMENT SETTINGS

The screenshot displays a web-based dashboard for a School Management System. The browser address bar shows the URL <https://demo.school.inilabs.xyz/dashboard/index>. The page title is "School Manag..".

User Profile: Jophe Doe, Admin

Navigation Menu: Dashboard, Student, Parents, Teacher, User, Academic, Attendance, Exam, Mark, Message, Media, Mail / SMS, Online Exam, Payroll, Asset Management, Inventory, Leave Application.

Statistics Cards:

- 44 Student
- 10 Parents
- 11 Teacher
- 35 Subject

Reminder: Dummy data will be reset in every 30 minutes.

2023 Accounts Summary: A line chart showing Income (blue) and Expense (red) over the months of the year. The Y-axis represents Amount (0k to 60k). The X-axis represents Month (January to December). The chart shows a significant peak in July, with both income and expense reaching approximately 50k.

Students Today's Attendance: A bar chart showing Present (blue) and Absent (red) students for the current day. The Y-axis represents the number of students (0 to 60).

Footer: Copyright © School Management System, v 5.6

System Tray: 30°C Partly cloudy, 10:48 PM 8/24/2023

SETTINGS > SMS SETTINGS

The screenshot shows a web browser window displaying the 'School Manag..' dashboard. The browser address bar shows 'https://demo.school.inilabs.xyz/dashboard/index'. The dashboard features a dark sidebar with navigation options: Dashboard, Student, Parents, Teacher, User, Academic, Attendance, Exam, Mark, Message, Media, Mail / SMS, Online Exam, Payroll, Asset Management, Inventory, and Leave Application. The main content area includes a 'Reminder!' section, four data cards (Student: 44, Parents: 10, Teacher: 11, Subject: 35), a '2023 Accounts Summary' chart showing Income and Expense, and a 'Students Today's Attendance' section. A notification at the top right states 'In demo SMS setting module is disable!'. The footer includes 'Copyright © School Management System' and 'v 5.6'. The Windows taskbar at the bottom shows the date and time as 10:49 PM on 8/24/2023, along with system icons and a search bar.

Dashboard URL: <https://demo.school.inilabs.xyz/dashboard/index>

Admin: **John Doe**

Reminder!
Dummy data will be reset in every 30 minutes

Category	Count
Student	44
Parents	10
Teacher	11
Subject	35

2023 Accounts Summary

Click month income or expense column to view day wise account summary

Month	Income (k)	Expense (k)
January	0	0
February	0	0
March	0	0
April	0	0
May	0	0
June	0	0
July	50	50
August	40	40
September	0	0
October	0	0
November	0	0
December	0	0

Students Today's Attendance

Category	Count
Present	0
Absent	0

Copyright © School Management System v 5.6

Windows: 30°C Partly cloudy, 10:49 PM 8/24/2023

SETTINGS > EMAIL SETTINGS

The screenshot displays a web browser window with the URL <https://demo.school.inilabs.xyz/emailsetting>. The page title is "School Manag..". The user is logged in as "Johel Doe" (Admin). The sidebar on the left lists various navigation options: Dashboard, Student, Parents, Teacher, User, Academic, Attendance, Exam, Mark, Message, Media, Mail / SMS, Online Exam, Payroll, Asset Management, Inventory, and Leave Application. The main content area is titled "Email Setting" and contains a form with the following elements:

- Email Setting** (Section Header)
- Email Engine** (Dropdown menu): Set to "Send Mail".
- Update Email Setting** (Green Button)

The footer of the page includes the text "Copyright © School Management System" and "v5.6". A Windows watermark is visible in the bottom right corner of the page, reading "Activate Windows. Go to Settings to activate Windows."

The Windows taskbar at the bottom shows the search bar, task view, and several application icons. The system tray on the right indicates the temperature is 30°C, the weather is "Partly cloudy", and the time is 10:51 PM on 8/24/2023.

SETTINGS > MARK SETTINGS

Mark Setting

Dashboard / Mark Setting

Mark Type

Class Exam Wise

Class Exam Wise

→ One

First Semester	Second Semester	Third Semester
<input checked="" type="checkbox"/> Exam (70)	<input checked="" type="checkbox"/> Exam (70)	<input type="checkbox"/> Exam (70)
<input checked="" type="checkbox"/> Attendance (10)	<input checked="" type="checkbox"/> Attendance (10)	<input type="checkbox"/> Attendance (10)
<input checked="" type="checkbox"/> Class Test (10)	<input checked="" type="checkbox"/> Class Test (10)	<input type="checkbox"/> Class Test (10)
<input checked="" type="checkbox"/> Assignment (10)	<input checked="" type="checkbox"/> Assignment (10)	<input type="checkbox"/> Assignment (10)
<input type="checkbox"/> Practical (10)	<input type="checkbox"/> Practical (10)	<input type="checkbox"/> Practical (10)
<input type="checkbox"/> Quiz Test (10)	<input type="checkbox"/> Quiz Test (10)	<input type="checkbox"/> Quiz Test (10)
<input type="checkbox"/> Lab Report (10)	<input type="checkbox"/> Lab Report (10)	<input type="checkbox"/> Lab Report (10)
<input type="checkbox"/> Exam (100)	<input type="checkbox"/> Exam (100)	<input type="checkbox"/> Exam (100)
<input type="checkbox"/> Exam (30)	<input type="checkbox"/> Exam (30)	<input type="checkbox"/> Exam (30)
<input type="checkbox"/> Exam (40)	<input type="checkbox"/> Exam (40)	<input type="checkbox"/> Exam (40)

Activate Windows
Go to Settings to activate Windows.

Copyright © School Management System v 5.6

THANK YOU!

CALL US AT
+1 (312) 800-9636 (CHICAGO)
+92 300 4089119 (PAKISTAN)
