



# ALPHA SCHOOL SOFTWARE

**LIBRARIAN PANNEL**

# DASHBOARD

The screenshot shows a web browser window displaying the 'School Management System' dashboard. The browser's address bar shows the URL 'https://demo.school.inilabs.xyz/dashboard/index'. The dashboard is for 'User 3', a Librarian. A dark sidebar on the left contains navigation links: Dashboard, Teacher, Subject, User Attendance, Message, Media, Leave Apply, Library, Announcement, and Report. The main content area features a 'Reminder!' box at the top, followed by four colored cards: '11 Teacher' (orange), '24 Member' (teal), '5 Books' (pink), and '2 Issue' (purple). Below these is a user profile card for 'User 3 Librarian' with contact details. To the right is a 'Notice' section with a list of five items, each with a checkmark icon. At the bottom, there is a calendar for 'August 2023' with tabs for 'month', 'week', 'day', and 'list'. The calendar shows dates from the 30th of the previous month to the 5th of the current month. The footer includes 'Copyright © School Management System v 5.6' and a Windows watermark.

Dashboard

Reminder!

Dummy data will be reset in every 30 minutes

11 Teacher

24 Member

5 Books

2 Issue

User 3 Librarian

Username: librarian

Email: user3@example.com

Phone: +44078 0833 2765

Address: 92 Sea Road LAMINGTON ML12 7DA

Notice

- 1 Programming Contest On 26-11-2022 will held a programming contest on the school campus. Th...
- 2 Annual Sports Day In your school campus on 16-12-2022 will held a program of annual spor...
- 3 Second Semester Exam Our second semester exam will held on 10-14-2022.Please be prepare for...
- 4 First Semester Exam Your first semester Exam will held on 19-09-2022.
- 5 School holidays 2022 22.12.22 N...

August 2023

Sun	Mon	Tue	Wed	Thu	Fri	Sat
30	31	1	2	3	4	5

Copyright © School Management System v 5.6

# TEACHER

Browser: https://demo.school.inilabs.xyz/teacher

School Manag..

User 3 Librarian

Teacher

Dashboard / Teacher

Copy Excel CSV PDF Search:

#	Photo	Name	Email	Action
1		Ali Shohag	teacher000@gmail.com	
2		Alisha Henry	AlishaHenry@dayrep.com	
3		Archie Webb	ArchieWebb@dayrep.com	
4		Georgina Hayward	GeorginaHayward@rhyta.com	
5		Jordan Mitchell	JordanMitchell@teleworm.us	
6		Katie Walsh	KatieWalsh@teleworm.us	
7		Maisie Pollard	MaisiePollard@rhyta.com	
8		Mia O'Donnell	MiaODonnell@jourrapide.com	
9		Naomi Doyle	NaomiDoyle@jourrapide.com	
10		Riley Reynolds	RileyReynolds@teleworm.us	

Copyright © School Management System v 5.6

Activate Windows  
Go to Settings to activate Windows.

Windows taskbar: Type here to search, 33°C Sunny, 2:22 PM 8/26/2023

# SUBJECT

Subject

Dashboard / Subject

Select Class

Copy Excel CSV PDF

Search:

#	Subject Name	Subject Author	Subject Code	Teacher	Pass Mark	Final Mark	Type
No data available in table							

Showing 0 to 0 of 0 entries

Previous Next

Copyright © School Management System v5.6

Activate Windows  
Go to Settings to activate Windows.

Type here to search

33°C Sunny 2:22 PM 8/26/2023

# USER ATTENDANCE

School Manag..

User 3 Librarian

User Attendance

Dashboard / Teacher Attendance

Copy Excel CSV PDF Search:

#	Photo	Name	Email	Role	Action
1		User 1	user1@rhyta.com	Moderator	
2		User 2	user2@example.com	Receptionist	
3		User 3	user3@example.com	Librarian	
4		User 4	user4@example.com	Accountant	

Showing 1 to 4 of 4 entries

Previous 1 Next

Activate Windows  
Go to Settings to activate Windows.

Copyright © School Management System v 5.6

Type here to search

33°C Sunny 2:22 PM 8/26/2023

# MESSAGE

Conversation

https://demo.schoolinilabs.xyz/conversation

School Manag..

User 3 Librarian

Compose

Folders

- Conversation
- Drafts
- Sent
- Trash

Conversation

10 records per page

Search:

#	Status	Name	Subject	Attach	Time	Reply
No data available in table						

Showing 0 to 0 of 0 entries

Previous Next

Activate Windows  
Go to Settings to activate Windows.

Copyright © School Management System v 5.6

Type here to search

33°C Sunny 2:23 PM 8/26/2023

# MEDIA

Browser: <https://demo.school.inilabs.xyz/media>

Page Title: School Manag..

User: User 3 Librarian

Navigation Menu:

- Dashboard
- Teacher
- Subject
- User Attendance
- Message
- Media**
- Leave Apply
- Library
- Announcement
- Report

Main Content: Media

Footer: Copyright © School Management System v 5.6

Watermark: Activate Windows. Go to Settings to activate Windows.

# LEAVE APPLY

The screenshot displays a web browser window with the URL <https://demo.school.inilabs.xyz/leaveapply>. The page title is "School Manag.." and the user is logged in as "User 3" (Librarian). The main content area is titled "Leave Apply" and features a "+ Add a leave application" link. Below this, there are buttons for "Copy", "Excel", "CSV", and "PDF", and a search input field. A table with the following columns is shown: #, Application To, Category, Date, Schedule, Days, Attachment, Status, and Action. The table is currently empty, displaying "No data available in table" and "Showing 0 to 0 of 0 entries". Navigation buttons "Previous" and "Next" are located at the bottom right of the table area. The footer contains the text "Copyright © School Management System" and "v 5.6". An "Activate Windows" watermark is visible in the bottom right corner of the page content.

Dashboard / Leave Apply

+ Add a leave application

Copy Excel CSV PDF Search:

#	Application To	Category	Date	Schedule	Days	Attachment	Status	Action
No data available in table								

Showing 0 to 0 of 0 entries

Previous Next

Copyright © School Management System v 5.6

Activate Windows  
Go to Settings to activate Windows.



# LIBRARY > MEMBER

The screenshot displays a web browser window with the URL <https://demo.school.inilabs.xyz/l/member>. The page title is "School Manag.." and the user is logged in as "User 3 Librarian". The main content area is titled "Library Member" and includes a "Select Class" dropdown menu. Below this is a section for "All Students" with buttons for "Copy", "Excel", "CSV", and "PDF", and a search input field. A table with columns for "#", "Photo", "Name", "Roll", "Email", and "Action" is present, but it contains no data, displaying the message "No data available in table" and "Showing 0 to 0 of 0 entries". The footer of the application includes "Copyright © School Management System" and "v 5.6". An "Activate Windows" watermark is visible in the bottom right corner of the application area. The Windows taskbar at the bottom shows the search bar, several application icons, and system information: 33°C Sunny, 2:30 PM, 8/26/2023.

# LIBRARY > BOOKS











School Manag..

User 3 Librarian

Books

+ Add a book

Copy Excel CSV PDF Search:

#	Name	Author	Subject Code	Price	Quantity	Rack No	Status	Action
1	Sobar Jonno Programming	Mahbub Alom	INI102	500	2000	2	Available	 
2	Habluder Programming	Jankar Mahbub	INI101	500	5000	1	Available	 
3	Mojar Golpo	Kaji Nazrul	INI103	5000	2000	3	Available	 
4	Gitanjali	Rabindranath Thagore	INI104	5000	2000	4	Available	 
5	C++	Rid Islam	INI106	200	5000	6	Available	 

Showing 1 to 5 of 5 entries

Previous 1 Next

Activate Windows  
Go to Settings to activate Windows.

Copyright © School Management System v 5.6

# LIBRARY > ISSUE

The screenshot displays a web browser window with the URL <https://demo.school.inilabs.xyz/issue>. The application is titled "School Manag.." and the user is logged in as "User 3 Librarian". The left sidebar lists various system modules, with "Library" expanded to show "Member", "Books", "Issue", and "E-Books". The main content area is titled "Issue" and features a section for "+ Issue a book". This section contains a search form with a "Library ID" label, a text input field, and a "Search" button. The footer of the application includes the text "Copyright © School Management System v 5.6" and a watermark that says "Activate Windows Go to Settings to activate Windows." The Windows taskbar at the bottom shows the system tray with the date "8/26/2023" and time "2:30 PM", along with various system icons and a search bar.

# LIBRARY > E-BOOK

The screenshot displays a web browser window with the following elements:

- Browser Address Bar:** <https://demo.school.inilabs.xyz/ebooks>
- Page Title:** School Manag..
- User Profile:** User 3 (Librarian)
- Navigation Sidebar:**
  - Dashboard
  - Teacher
  - Subject
  - User Attendance
  - Message
  - Media
  - Leave Apply
  - Library (Expanded)
    - Member
    - Books
    - Issue
    - E-Books (Selected)
  - Announcement
  - Report
- Main Content Area (E-Books):**
  - + Add E-book
  - Grid of book covers:
    - Bangla** by Kaji Nazrul
    - C** by Mahub Alom
    - C++** by Dipok Halder
    - Calculus** by Mizanur Rahman
    - Danob**
    - Golpo kotha**
- Footer:** Copyright © School Management System v.5.6

# ANNOUNCEMENT > NOTICE

School Manag..

User 3 Librarian

Dashboard / Notice

Copy Excel CSV PDF Search:

#	Title	Date	Notice	Action
1	Programming Contest	09 Sep 2022	On 26-11-2022 will held a programming contest on the school ...	
2	Annual Sports Day	03 Aug 2022	In your school campus on 16-12-2022 will held a program of a...	
3	Second Semester Exam	18 Oct 2022	Our second semester exam will held on 10-14-2022.Please be p...	
4	First Semester Exam	10 Sep 2022	Your first semester Exam will held on 19-09-2022.	
5	School holidays 2022	17 Aug 2022	22.12.22	

Showing 1 to 5 of 5 entries

Previous 1 Next

Activate Windows  
Go to Settings to activate Windows.

Copyright © School Management System v 5.6

Type here to search

33°C Sunny 2:33 PM 8/26/2023

# ANNOUNCEMENT > EVENT

The screenshot displays a web browser window with the URL <https://demo.school.inilabs.xyz/event>. The page title is "School Manag..". The user is logged in as "User 3 Librarian". The left sidebar contains navigation options: Dashboard, Teacher, Subject, User Attendance, Message, Media, Leave Apply, Library, Announcement, Event, and Report. The main content area is titled "Event" and features a table with the following data:

#	Title	From Date	To Date	Details	Action
1	Victory Day	17 Nov 2022 (12:00 AM)	15 Dec 2022 (12:00 AM)	National Victory Day	
2	International Mother Lang...	03 Aug 2022 (12:00 AM)	03 Aug 2022 (11:59 PM)	The idea to celebrate International Moth...	
3	Football Tournament	03 Aug 2022 (12:00 AM)	03 Aug 2022 (11:59 PM)	ISN's middle	
4	HACKATHON	03 Aug 2022 (12:00 AM)	04 Aug 2022 (12:00 AM)	Your next	

Below the table, it says "Showing 1 to 4 of 4 entries" and includes "Previous 1 Next" pagination controls. The footer of the application includes "Copyright © School Management System" and "v 5.6". An "Activate Windows" watermark is visible in the bottom right corner of the application area.

# ANNOUNCEMENT > HOLIDAY

The screenshot displays a web browser window with the URL <https://demo.school.inilabs.xyz/holiday>. The page title is "School Manag..". The user is logged in as "User 3" (Librarian). The main content area is titled "Holiday" and contains a table with the following data:

#	Title	From Date	To Date	Details	Action
1	Eid-ul-Fitr	02 Apr 2022	10 May 2022	Eid ul-Fitr Holiday is an optional holiday. Employment and h...	
2	Durga Puza 2020	14 Sep 2022	12 Oct 2022	Durga Puja is a public holiday. It is a day off for the gene...	
3	Victory Day	16 Dec 2022	17 Dec 2022	Victory Day is cel...	
4	Christmas Day	25 Dec 2022	25 Dec 2022	Christmas is an annual festival commemor...	

Showing 1 to 4 of 4 entries

Previous 1 Next

Copyright © School Management System v 5.6

Activate Windows  
Go to Settings to activate Windows.

# REPORT > LIBRARY BOOKS REPORT

The screenshot displays a web browser window with the URL <https://demo.school.inilabs.xyz/librarybooksreport>. The application is titled "School Manag.." and the user is logged in as "User 3 Librarian".

The main content area is titled "Library Books Report" and contains a form with the following fields:

- Book Name:
- Subject Code:
- Rack No:
- Status:

A "Get Report" button is located below the Status field.

The sidebar on the left lists the following navigation items:

- Dashboard
- Teacher
- Subject
- User Attendance
- Message
- Media
- Leave Apply
- Library
- Announcement
- Report
  - Library Books Report
  - Library Card Report
  - Library Book Issue Report

The footer of the application shows "Copyright © School Management System v 5.6" and a watermark for "Activate Windows".



# REPORT > LIBRARY CARD REPORT

The screenshot shows a web browser window displaying a 'Library Card Report' page. The browser's address bar shows the URL 'https://demo.school.inilabs.xyz/librarycardreport'. The page header includes 'School Manag..' and a user profile for 'User 3 Librarian'. A left sidebar menu lists various system functions, with 'Library Card Report' highlighted under the 'Report' section. The main content area features a form with three dropdown menus labeled 'Class \*', 'Type \*', and 'Background \*', each with 'Please Select' as the current option. A teal 'Get Report' button is positioned below the form. The footer of the page contains the text 'Copyright © School Management System' and 'v 5.6'. An 'Activate Windows' watermark is visible in the bottom right corner of the page content. The Windows taskbar at the bottom shows the search bar, several application icons, and system information including '33°C Sunny' and the date '8/26/2023'.

# REPORT > LIBRARY BOOK ISSUE REPORT

The screenshot shows a web browser window displaying a 'Library Book Issue Report' page. The browser's address bar shows the URL 'https://demo.school.inilabs.xyz/librarybookissuereport'. The page header includes 'School Manag..' and a user profile for 'User 3 Librarian'. A left sidebar menu lists various navigation options: Dashboard, Teacher, Subject, User Attendance, Message, Media, Leave Apply, Library, Announcement, and Report (with sub-items: Library Books Report, Library Card Report, and Library Book Issue Report). The main content area is titled 'Library Book Issue Report' and contains a form with the following fields: 'Class' (dropdown menu with 'Please Select'), 'Type' (dropdown menu with 'Please Select'), 'Library ID' (text input), 'From Date' (text input), and 'To Date' (text input). A teal 'Get Report' button is positioned to the right of the date fields. At the bottom of the page, there is a copyright notice 'Copyright © School Management System v 5.6' and a Windows activation watermark.

**THANK YOU!**

**CALL US AT**  
**+1 (312) 800-9636 (CHICAGO)**  
**+92 300 4089119 (PAKISTAN)**

---