



# ALPHA SCHOOL SOFTWARE

**TEACHER PANNEL**

# DASHBOARD

**School Manag..**

**9** Student

**11** Teacher

**7** Subject

**10** Parents

**Alisha Henry**  
Teacher

**Notice**

- 1 Programming Contest On 26-11-2022 will held a programming contest on the school campus. Th...
- 2 Annual Sports Day In your school campus on 16-12-2022 will held a program of annual spor...
- 3 Second Semester Exam Our second semester exam will held on 10-14-2022.Please be prepare for..
- 4 First Semester Exam Your first semester Exam will held on 19-09-2022.
- 5 School holidays 2022 22.12.22 N...

**August 2023**

Sun	Mon	Tue	Wed	Thu	Fri	Sat
30	31	1	2	3	4	5

Copyright © School Management System v 5.6

Windows taskbar: Type here to search, 30°C Partly cloudy, 11:07 PM 8/24/2023

# STUDENT

The screenshot displays a web browser window with the URL `https://demo.school.inilabs.xyz/student`. The page title is "School Manag..". The user is logged in as "Alisha Henry" (Teacher). The left sidebar contains a navigation menu with the following items: Dashboard, Student, Parents, Teacher, Academic, Attendance, Exam, Mark, Message, Media, Online Exam, Leave Application, Activities Category, Library, Hostel, Announcement, and Report. The main content area is titled "Student" and includes a "Select Class" dropdown menu. Below this is a section for "All Students" with export options (Copy, Excel, CSV, PDF) and a search bar. A table with columns for #, Photo, Name, Roll, Email, and Action is present, but it is empty, displaying the message "No data available in table" and "Showing 0 to 0 of 0 entries". The footer of the application includes "Copyright © School Management System" and "v 5.6". An "Activate Windows" watermark is visible in the bottom right corner of the application area. The Windows taskbar at the bottom shows the search bar, task view, and several open applications, along with system information: 30°C Partly cloudy, 11:10 PM, 8/24/2023.

# PARENTS

The screenshot displays a web browser window with the URL <https://demo.school.inilabs.xyz/parents>. The page title is "School Manag..". The user is logged in as "Alisha Henry" (Teacher). The main content area shows a "Parents" section with a table of 10 parent records. Each record includes a number, a photo, a name, an email address, and an action icon. The table is exportable to Copy, Excel, CSV, and PDF. A search bar is located at the top right of the table area. The footer of the application includes "Copyright © School Management System" and "v 5.6".

Parents

Copy Excel CSV PDF Search:

#	Photo	Name	Email	Action
1		Lewis Rowley	parent1@example.com	
2		George Chapman	parent2@example.com	
3		Scott Butler	parent3@example.com	
4		Edward Duncan	parent4@example.com	
5		Spencer Lawrence	parent5@example.com	
6		Zak Austin	parent6@example.com	
7		Amy Rowley	parent7@example.com	
8		Summer Hyde	parent8@example.com	
9		Oscar Webb	parent9@example.com	
10		George Birch	parent10@example.com	

Activate Windows  
Go to Settings to activate Windows.

Copyright © School Management System v 5.6

# TEACHER

The screenshot shows a web browser window displaying a 'School Manag..' interface. The user is logged in as 'Alisha Henry' (Teacher). The main content area is titled 'Teacher' and contains a table with 10 rows of teacher data. The table has columns for '#', 'Photo', 'Name', 'Email', and 'Action'. Each row includes a small profile picture and a green edit icon. The browser's address bar shows 'https://demo.school.inilabs.xyz/teacher'. The Windows taskbar at the bottom shows the time as 11:12 PM on 8/24/2023, with a temperature of 30°C and 'Partly cloudy' weather.

#	Photo	Name	Email	Action
1		Ali Shohag	teacher000@gmail.com	
2		Alisha Henry	AlishaHenry@dayrep.com	
3		Archie Webb	ArchieWebb@dayrep.com	
4		Georgina Hayward	GeorginaHayward@rhyta.com	
5		Jordan Mitchell	JordanMitchell@teleworm.us	
6		Katie Walsh	KatieWalsh@teleworm.us	
7		Maisie Pollard	MaisiePollard@rhyta.com	
8		Mia O'Donnell	MiaODonnell@jourrapide.com	
9		Naomi Doyle	NaomiDoyle@jourrapide.com	
10		Riley Reynolds	RileyReynolds@teleworm.us	

# ACADEMIC > SUBJECT

The screenshot displays a web browser window with the URL <https://demo.school.inilabs.xyz/teacher>. The page title is "School Manag..". The user is logged in as "Alisha Henry" (Teacher). The interface includes a sidebar menu with options: Dashboard, Student, Parents, Teacher, Academic, Attendance, Exam, Mark, Message, Media, Online Exam, Leave Application, Activities Category, Library, Hostel, Announcement, and Report. The main content area is titled "Teacher" and contains a table of teacher records. The table has columns for #, Photo, Name, Email, and Action. There are 10 rows of data. Below the table, there is a footer with "Copyright © School Management System" and "v 5.6". An "Activate Windows" watermark is visible in the bottom right corner of the browser window.

#	Photo	Name	Email	Action
1		Ali Shohag	teacher000@gmail.com	
2		Alisha Henry	AlishaHenry@dayrep.com	
3		Archie Webb	ArchieWebb@dayrep.com	
4		Georgina Hayward	GeorginaHayward@rhyta.com	
5		Jordan Mitchell	JordanMitchell@teleworm.us	
6		Katie Walsh	KatieWalsh@teleworm.us	
7		Maisie Pollard	MaisiePollard@rhyta.com	
8		Mia O'Donnell	MiaODonnell@jourrapide.com	
9		Naomi Doyle	NaomiDoyle@jourrapide.com	
10		Riley Reynolds	RileyReynolds@teleworm.us	

# ACADEMIC > SYLLABUS

The screenshot displays a web browser window with the URL `https://demo.school.inilabs.xyz/syllabus`. The page title is "School Manag..". The user is logged in as "Alisha Henry" (Teacher). The left sidebar menu includes: Dashboard, Student, Parents, Teacher, Academic (expanded), Subject, Syllabus (selected), Assignment, Routine, Attendance, Exam, Mark, Message, Media, Online Exam, Leave Application, and Activities Category.

The main content area is titled "Syllabus" and contains the following elements:

- Header: "Syllabus" and "Dashboard / Syllabus"
- Action: "+ Add a syllabus" with a "Select Class" dropdown menu.
- Export Options: "Copy", "Excel", "CSV", "PDF".
- Search: "Search:" input field.
- Table Headers: #, Title, Description, Date, Uploader, File, Action.
- Table Content: "No data available in table".
- Footer: "Showing 0 to 0 of 0 entries", "Previous", "Next".

At the bottom of the page, there is a copyright notice: "Copyright © School Management System" and a version number: "v 5.6".

The Windows taskbar at the bottom shows the search bar, taskbar icons for various applications, system tray icons (29°C, Smoke, ENG), and the date/time: "11:13 PM 8/24/2023".

# ACADEMIC > ASSIGNMENT

The screenshot displays a web browser window with the URL <https://demo.school.inilabs.xyz/assignment>. The page title is "School Manag.." and the user is logged in as "Alisha Henry" (Teacher). The left sidebar menu includes: Dashboard, Student, Parents, Teacher, Academic (expanded), Subject, Syllabus, Assignment (selected), Routine, Attendance, Exam, Mark, Message, Media, Online Exam, Leave Application, and Activities Category. The main content area is titled "Assignment" and features a "+ Add a assignment" button, a "Select Class" dropdown menu, and export options for "Copy", "Excel", "CSV", and "PDF". A search bar is also present. Below these elements is a table with the following columns: #, Title, Description, Deadline, Section, Uploader, File, and Action. The table is currently empty, displaying "No data available in table" and "Showing 0 to 0 of 0 entries". Navigation buttons for "Previous" and "Next" are located at the bottom right of the table area. The footer of the page contains "Copyright © School Management System" and "v 5.6". An "Activate Windows" watermark is visible in the bottom right corner of the page content.

Assignment

Dashboard / Assignment

+ Add a assignment

Select Class

Copy Excel CSV PDF

Search:

#	Title	Description	Deadline	Section	Uploader	File	Action
No data available in table							

Showing 0 to 0 of 0 entries

Previous Next

Activate Windows  
Go to Settings to activate Windows.

Copyright © School Management System v 5.6



# ACADEMIC > ROUTINE

The screenshot displays a web browser window with the URL <https://demo.school.inilabs.xyz/routine>. The page title is "School Manag.." and the user is logged in as "Alisha Henry" (Teacher). The left sidebar menu includes: Dashboard, Student, Parents, Teacher, Academic (expanded), Subject, Syllabus, Assignment, Routine (selected), Attendance, Exam, Mark, Message, Media, Online Exam, Leave Application, and Activities Category. The main content area is titled "Routine" and features a "Select Class" dropdown menu. Below this, a list of days is shown: SUNDAY, MONDAY, TUESDAY, WEDNESDAY, THURSDAY, and SATURDAY. The footer of the page contains "Copyright © School Management System" and "v 5.6". An "Activate Windows" watermark is visible in the bottom right corner of the page content. The Windows taskbar at the bottom shows the search bar, taskbar icons for various applications, system tray icons for weather (29°C, Smoke), network, and volume, and the system clock (11:14 PM, 8/24/2023).

# ATTENDANCE > STUDENT ATTENDANCE

The screenshot displays a web application interface for a School Management System. The browser address bar shows the URL <https://demo.school.inilabs.xyz/sattendance>. The page title is "School Manag..".

**Left Sidebar (Navigation):**

- Dashboard
- Student
- Parents
- Teacher
- Academic
- Attendance
  - Student Attendance**
  - Teacher Attendance
  - User Attendance
- Exam
- Mark
- Message
- Media
- Online Exam
- Leave Application
- Activities Category
- Library

**Main Content Area:**

- Page Title: Student Attendance
- Breadcrumb: Dashboard / Student Attendance
- Header: + Add student attendance
- Dropdown: Select Class
- Section: All Students
- Buttons: Copy, Excel, CSV, PDF
- Search: Search:
- Table Headers: #, Photo, Name, Roll, Email, Action
- Table Content: No data available in table
- Footer: Showing 0 to 0 of 0 entries
- Navigation: Previous, Next

**Bottom of Page:**

- Copyright © School Management System
- Version: v 5.6
- Windows Watermark: Activate Windows. Go to Settings to activate Windows.

**Windows Taskbar (Bottom):**

- Search: Type here to search
- System Tray: 29°C Smoke, ENG, 11:17 PM, 8/24/2023

# ATTENDANCE > TEACHER ATTENDANCE

The screenshot shows a web browser window displaying the 'Teacher Attendance' page of a 'School Management System'. The browser address bar shows the URL 'https://demo.school.inilabs.xyz/tattendance'. The page title is 'School Manag..' and the user is logged in as 'Alisha Henry'.

The main content area is titled 'Teacher Attendance' and features a table with the following columns: #, Photo, Name, Email, and Action. The table contains 10 rows of data, each representing a teacher. The 'Action' column contains a green icon with a plus sign and a lock symbol.

#	Photo	Name	Email	Action
1		Ali Shohag	teacher000@gmail.com	
2		Alisha Henry	AlishaHenry@dayrep.com	
3		Archie Webb	ArchieWebb@dayrep.com	
4		Georgina Hayward	GeorginaHayward@rhyta.com	
5		Jordan Mitchell	JordanMitchell@teleworm.us	
6		Katie Walsh	KatieWalsh@teleworm.us	
7		Maisie Pollard	MaisiePollard@rhyta.com	
8		Mia O'Donnell	MiaODonnell@jourrapide.com	
9		Naomi Doyle	NaomiDoyle@jourrapide.com	
10		Riley Reynolds	RileyReynolds@teleworm.us	

The sidebar menu on the left includes: Dashboard, Student, Parents, Teacher, Academic, Attendance (expanded), Student Attendance, Teacher Attendance (selected), User Attendance, Exam, Mark, Message, Media, Online Exam, Leave Application, Activities Category, and Library.

The bottom of the page shows a Windows taskbar with the search bar, taskbar icons, system tray, and the date/time '11:17 PM 8/24/2023'.

# ATTENDANCE > USER ATTENDANCE

The screenshot shows a web browser window displaying the 'User Attendance' page of a 'School Management System'. The browser's address bar shows the URL 'https://demo.school.inilabs.xyz/uattendance'. The page header includes the user's name 'Alisha Henry' and role 'Teacher'. The sidebar on the left contains various navigation options, with 'Attendance' and 'User Attendance' highlighted. The main content area displays a table of users with columns for '#', 'Photo', 'Name', 'Email', 'Role', and 'Action'. Below the table, there is a pagination control showing 'Showing 1 to 4 of 4 entries' and 'Previous 1 Next'. The footer of the page includes the copyright notice 'Copyright © School Management System' and the version number 'v 5.6'. The Windows taskbar at the bottom shows the system tray with the date '8/24/2023' and time '11:17 PM'.

#	Photo	Name	Email	Role	Action
1		User 1	user1@rhyta.com	Moderator	
2		User 2	user2@example.com	Receptionist	
3		User 3	user3@example.com	Librarian	
4		User 4	user4@example.com	Accountant	

# EXAM > EXAM SCHEDULE

The screenshot displays a web application interface for a School Management System. The browser address bar shows the URL <https://demo.school.inilabs.xyz/examschedule>. The user is logged in as Alisha Henry, a Teacher.

**Sidebar Navigation:**

- Dashboard
- Student
- Parents
- Teacher
- Academic
- Attendance
- Exam
  - Exam Schedule**
  - Exam Attendance
- Mark
- Message
- Media
- Online Exam
- Leave Application
- Activities Category
- Library
- Hostel

**Main Content Area:**

- Exam Schedule** (Page Title)
- Dashboard / Exam Schedule (Breadcrumbs)
- [+ Add a exam schedule](#) (Button)
- Select Class (Dropdown Menu)
- All Exam Schedules (Section Header)
- Copy, Excel, CSV, PDF (Export Options)
- Search: (Input Field)
- Table with columns: #, Exam Name, Class, Section, Subject, Date, Time, Room, Action
- No data available in table (Message)
- Showing 0 to 0 of 0 entries (Text)
- Previous, Next (Pagination)

**Footer:**

- Copyright © School Management System
- v 5.6
- Activate Windows: Go to Settings to activate Windows.

**Windows Taskbar:**

- Search: Type here to search
- System tray: 29°C Smoke, 11:20 PM, 8/24/2023

# EXAM > EXAM ATTENDANCE

The screenshot displays a web application interface for a School Management System. The browser address bar shows the URL <https://demo.school.inilabs.xyz/eattendance>. The page title is "School Manag..".

**Left Sidebar (Navigation):**

- Dashboard
- Student
- Parents
- Teacher
- Academic <
- Attendance <
- Exam >
  - Exam Schedule
  - Exam Attendance
- Mark
- Message
- Media
- Online Exam <
- Leave Application <
- Activities Category
- Library <
- Hostel

**Main Content Area:**

**Exam Attendance** Dashboard / Exam Attendance

[+ Add exam attendance](#)

Exam \*  Class \*  Subject \*  [View Attendance](#)

**All Students**

[Copy](#) [Excel](#) [CSV](#) [PDF](#)

#	Photo	Name	Roll	Email	Status
No data available in table					

Showing 0 to 0 of 0 entries

[Previous](#) [Next](#)

Copyright © School Management System v 5.6

Activate Windows  
Go to Settings to activate Windows.

Windows taskbar: Type here to search, 29°C Smoke, 11:20 PM 8/24/2023

# MARK

The screenshot shows a web browser window displaying a School Management System interface. The browser's address bar shows the URL `https://demo.school.inilabs.xyz/mark`. The page title is "School Manag..".

**Header:** Alisha Henry, Teacher. Navigation: Dashboard / Mark.

**Left Sidebar (Navigation):**

- Dashboard
- Student
- Parents
- Teacher
- Academic
- Attendance
- Exam
- Mark**
- Message
- Media
- Online Exam
- Leave Application
- Activities Category
- Library
- Hostel
- Announcement
- Report

**Main Content Area:**

**Mark** (Page Title)

[+ Add a mark](#) Select Class

**All Student**

Copy Excel CSV PDF Search:

#	Photo	Name	Roll	Email	Action
No data available in table					

Showing 0 to 0 of 0 entries Previous Next

Copyright © School Management System v 5.6

Activate Windows  
Go to Settings to activate Windows.

# MESSAGE

The screenshot displays a web browser window with the URL `https://demo.school.inilabs.xyz/conversation`. The page title is "School Manag..". The user is logged in as "Alisha Henry" (Teacher). The interface includes a sidebar with navigation options: Dashboard, Student, Parents, Teacher, Academic, Attendance, Exam, Mark, Message (highlighted), Media, Online Exam, Leave Application, Activities Category, Library, Hostel, Announcement, and Report. The main content area features a "Compose" button and a "Conversation" section. The "Conversation" section has a "Folders" list (Conversation, Drafts, Sent, Trash) and a table of messages. The table has columns for #, Status, Name, Subject, Attach, Time, and Reply. One message is shown: #1, Status: Starred, Name: Johe Doe, Subject: Making que., Time: 02 Dec 2021 07:51:08 PM. The table footer indicates "Showing 1 to 1 of 1 entries". The bottom of the page shows "Copyright © School Management System" and "v 5.6". An "Activate Windows" watermark is visible in the bottom right corner. The Windows taskbar at the bottom shows the search bar, task view, and various application icons, with the system tray displaying "29°C Smoke" and the date "8/24/2023".

School Manag..

Alisha Henry  
Teacher

Compose

Conversation

Folders

- Conversation
- Drafts
- Sent
- Trash

10 records per page

Search:

#	Status	Name	Subject	Attach	Time	Reply
1	★	Joho Doe	Making que..		02 Dec 2021 07:51:08 PM	0

Showing 1 to 1 of 1 entries

Previous 1 Next

Activate Windows  
Go to Settings to activate Windows.

Copyright © School Management System v 5.6

Type here to search

29°C Smoke

11:22 PM  
8/24/2023



# MEDIA

The screenshot shows a web browser window displaying the 'Media' page of a 'School Management System'. The browser's address bar shows the URL 'https://demo.school.inilabs.xyz/media'. The page header includes the system name 'School Manag..' and the user's name 'Alisha Henry' with a profile picture. A dark sidebar on the left contains a navigation menu with items: Dashboard, Student, Parents, Teacher, Academic, Attendance, Exam, Mark, Message, Media (highlighted), Online Exam, Leave Application, Activities Category, Library, Hostel, Announcement, and Report. The main content area has a dark header with 'Media' and a breadcrumb 'Dashboard / Media'. Below this is a red 'Create Folder' button and a large teal square with a white plus sign, indicating a media upload area. The footer of the page contains 'Copyright © School Management System' and 'v 5.6'. An 'Activate Windows' watermark is visible in the bottom right. The Windows taskbar at the bottom shows the search bar, taskbar icons for various applications, and system tray information including '29°C Smoke', '11:23 PM', and '8/24/2023'.

# ONLINE EXAM > QUESTION GROUP

School Manag..

Question Group

Dashboard / Question Group

+ Add a Question Group

Copy Excel CSV PDF Search:

#	Title	Action
1	Reasoning	
2	Computer Knowledge	
3	General	
4	Math	
5	GRE	
6	Sports	

Showing 1 to 6 of 6 entries

Previous 1 Next

Copyright © School Management System v 5.6

Activate Windows  
Go to Settings to activate Windows.

Type here to search

29°C Smoke ENG 8/24/2023 11:25 PM

# ONLINE EXAM > QUESTION LEVEL

The screenshot displays a web browser window with the URL [https://demo.school.inilabs.xyz/question\\_level](https://demo.school.inilabs.xyz/question_level). The application is titled "School Manag.." and the user is logged in as "Alisha Henry" (Teacher). The main content area is titled "Question Level" and features a "+ Add a Question Level" button and export options (Copy, Excel, CSV, PDF). A search bar is present above a table with the following data:

#	Title	Action
1	Easy	
2	Medium	
3	Hard	

Below the table, it indicates "Showing 1 to 3 of 3 entries" and includes "Previous", "1", and "Next" navigation buttons. The footer of the application shows "Copyright © School Management System" and "v 5.6". The Windows taskbar at the bottom shows the time as 11:25 PM on 8/24/2023, with a temperature of 29°C and "Smoke" weather.

# ONLINE EXAM > QUESTION BANK

School Manag..

Question Bank

Dashboard / Question Bank

+ Add a Question Bank

Copy Excel CSV PDF Search:

#	Difficulty Level	Question	Question Group	Question Type	Action
1	Medium	Digital computers are classified in four categories. W...	Computer Knowledge	Single Answer	
2	Medium	PC/XT stands for?	Computer Knowledge	Single Answer	
3	Medium	MIPS is _?	Computer Knowledge	Single Answer	
4	Hard	Typeface option will come under which menu ?...	Computer Knowledge	Single Answer	
5	Hard	Ctrl + H is short cut for ?	Computer Knowledge	Single Answer	
6	Medium	What will be the use of Ctrl + J ?	Computer Knowledge	Single Answer	
7	Easy	Which shortcut will we use to make text Italic ?...	Computer Knowledge	Single Answer	
8	Easy	You can jump to the next column by ?	Computer Knowledge	Single Answer	
9	Medium	What is the Short cut key for line break?...	Computer Knowledge	Single Answer	
10	Easy	What does Bangladesh's flag look like?	General	Single Answer	

Showing 1 to 10 of 53 entries

Previous 1 2 3 4 5 6 Next

Copyright © School Management System v 5.6

Windows taskbar: Type here to search, 29°C Smoke, 11:25 PM 8/24/2023

# ONLINE EXAM > ONLINE EXAM

The screenshot displays a web browser window with the URL [https://demo.school.inilabs.xyz/online\\_exam](https://demo.school.inilabs.xyz/online_exam). The page title is "School Manag.." and the user is logged in as "Alisha Henry" (Teacher). The interface includes a sidebar with navigation options: Dashboard, Student, Parents, Teacher, Academic, Attendance, Exam, Mark, Message, Media, Online Exam (expanded), and Leave Application. The "Online Exam" section is active, showing a table of exams.

**Online Exam**

[+ Add a Online Exam](#)

Copy Excel CSV PDF Search:

#	Exam Title	Exam Status	Date	Published	Action
1	ICT Exam	Multiple Time	01-Jan-2023 - 31-Dec-2023	YES <input type="checkbox"/>	
2	Math Exam	Multiple Time	01-Jan-2023 - 31-Dec-2023	YES <input type="checkbox"/>	
3	English Exam	Multiple Time	01-Jan-2023 - 31-Dec-2023	YES <input type="checkbox"/>	
4	Computer Overhauls	One Time		YES <input type="checkbox"/>	

Showing 1 to 4 of 4 entries

Previous **1** Next

Copyright © School Management System v 5.6

Activate Windows  
Go to Settings to activate Windows.

# ONLINE EXAM > INSTRUCTION





School Manag..

Instruction

Dashboard / Instruction

+ Add a Instruction

Copy Excel CSV PDF Search:

#	Title	Content	Action
1	Exam Instruction 1	Please make sure that: If you are using your personal laptop, please make sure that you have...	 
2	Exam Instruction 2	If anything in the examination question paper is unclear, you can contact the lecturer visiting the venue. Such contact is facilit...	 

Showing 1 to 2 of 2 entries





Previous 1 Next

Copyright © School Management System v 5.6

Windows taskbar: 29°C Smoke, 11:26 PM, 8/24/2023

# LEAVE APPLICATION > LEAVE ASSIGN

The screenshot shows a web browser window displaying the 'Leave Assign' page of a 'School Management System'. The browser's address bar shows the URL 'https://demo.school.inilabs.xyz/leaveassign'. The page header includes the user's name 'Alisha Henry' and role 'Teacher'. A dark sidebar on the left contains a navigation menu with items like Dashboard, Student, Parents, Teacher, Academic, Attendance, Exam, Mark, Message, Media, Online Exam, Leave Application, Leave Assign, Leave Apply, Activities Category, Library, and Hostel. The main content area is titled 'Leave Assign' and features a '+ Add a leave assign' button, export options (Copy, Excel, CSV, PDF), and a search bar. Below these is a table with two entries:

#	Role	Category	NO of Day	Action
1	Accountant	Sick Leave	2	 
2	Student	Holiday leave	1	 

Below the table, it says 'Showing 1 to 2 of 2 entries' and includes 'Previous', '1', and 'Next' navigation buttons. At the bottom of the page, there is a copyright notice 'Copyright © School Management System' and a version number 'v 5.6'. An 'Activate Windows' watermark is also visible in the bottom right corner of the page content.

# LEAVE APPLICATION > LEAVE APPLY

The screenshot shows a web browser window displaying a 'Leave Apply' page. The browser's address bar shows the URL <https://demo.school.inilabs.xyz/leaveapply>. The page header includes 'School Manag..' and a user profile for 'Alisha Henry' (Teacher). The main content area is titled 'Leave Apply' and features a '+ Add a leave application' link. Below this are export buttons for 'Copy', 'Excel', 'CSV', and 'PDF', and a search input field. A table with columns for '#', 'Application To', 'Category', 'Date', 'Schedule', 'Days', 'Attachment', and 'Status' is present, but it is empty, displaying 'No data available in table' and 'Showing 0 to 0 of 0 entries'. Navigation buttons for 'Previous' and 'Next' are at the bottom of the table. The footer contains 'Copyright © School Management System' and 'v 5.6'. An 'Activate Windows' watermark is visible in the bottom right corner. The Windows taskbar at the bottom shows the search bar, taskbar icons, system tray, and date/time (11:28 PM, 8/24/2023).



# ACTIVITIES CATEGORIES

The screenshot displays a web browser window with the URL <https://demo.school.inilabs.xyz/activitiescategory>. The page title is "School Manag.." and the user is logged in as "Alisha Henry" (Teacher). The main content area is titled "Activities Category" and includes a breadcrumb "Dashboard / Activities Category". Below the title, there is a link to "+ Add a Activities Category" and export options for "Copy", "Excel", "CSV", and "PDF". A search bar is also present. The main data is presented in a table with 9 rows and 3 columns: "#", "Title", and "Action".

#	Title	Action
1	Photos	
2	Food	
3	Sleep	
4	Sports	
5	Activities	
6	Note	
7	Incident	
8	Meds	
9	Art	

Showing 1 to 9 of 9 entries

Previous 1 Next

Copyright © School Management System v 5.6

Windows taskbar: Type here to search, 29°C Smoke, 11:30 PM 8/24/2023

# LIBRARY > ISSUE

The screenshot displays a web browser window with the URL <https://demo.school.inilabs.xyz/issue>. The page title is "School Manag.." and the user is logged in as "Alisha Henry" (Teacher). The main content area is titled "Issue" and features a search bar with the label "Library ID" and a "Search" button. The sidebar on the left contains the following navigation items: Dashboard, Student, Parents, Teacher, Academic, Attendance, Exam, Mark, Message, Media, Online Exam, Leave Application, Activities Category, Library, Issue, E-Books, and Hostel. The footer of the page includes the text "Copyright © School Management System" and "v 5.6". An "Activate Windows" watermark is visible in the bottom right corner of the page content.

# LIBRARY > E-BOOK

The screenshot displays a web-based School Management System interface. At the top, the browser address bar shows the URL `https://demo.school.inilabs.xyz/ebooks`. The page title is "School Manag..". The user profile at the top right indicates the user is "Alisha Henry" with the role of "Teacher".

The left sidebar contains a navigation menu with the following items: Dashboard, Student, Parents, Teacher, Academic, Attendance, Exam, Mark, Message, Media, Online Exam, Leave Application, Activities Category, Library, Issue, E-Books, and Hostel. The "E-Books" option is currently selected.

The main content area is titled "E-Books" and includes a breadcrumb trail "Dashboard / E-Books". Below the title is a "+ Add E-book" button. The e-books are displayed in a grid:

- Bangla** by Kaji Nazrul
- C** by Mahbub Alom
- Calculus** by Mizanur Rahman
- CSE** by Arefin
- Danob**
- Golpo kotha**
- PHP**

At the bottom of the page, there is a copyright notice: "Copyright © School Management System v 5.6". An "Activate Windows" watermark is also visible in the bottom right corner of the page content.

The Windows taskbar at the bottom shows the search bar with the text "Type here to search", several application icons (including WhatsApp, Edge, File Explorer, Mail, Chrome, Photoshop, and XD), and system tray information: "29°C Smoke", "ENG", and the date/time "11:32 PM 8/24/2023".

# HOSTEL

The screenshot shows a web browser window displaying a 'School Manag..' application. The user is logged in as 'Alisha Henry', a Teacher. The current page is 'Hostel', which lists the following data:

#	Name	Type	Address	Note
1	Dhanmondi Boys Hostel	Boys	Dhanmondi,dhaka	
2	Dhanmondi Girl Hostel	Girls	Dhanmondi,dhaka	
3	Mirpur Girls Hostel	Girls	mirpur-2,dhaka	
4	Green Hostel	Combine	mirpur-2,dhaka	

The interface also features a sidebar menu with options like Dashboard, Student, Parents, Teacher, Academic, Attendance, Exam, Mark, Message, Media, Online Exam, Leave Application, Activities Category, Library, Hostel, Announcement, and Report. The bottom of the page shows a Windows taskbar with the date 8/24/2023 and time 11:33 PM.

# ANNOUNCEMENT > NOTICE

The screenshot displays a web browser window with the URL <https://demo.school.inilabs.xyz/notice>. The page title is "School Manag..". The user is logged in as "Alisha Henry" (Teacher). The interface includes a sidebar with navigation options: Dashboard, Student, Parents, Teacher, Academic, Attendance, Exam, Mark, Message, Media, Online Exam, Leave Application, Activities Category, Library, Hostel, and Announcement. The main content area is titled "Notice" and features a "+ Add a notice" button, export options (Copy, Excel, CSV, PDF), and a search bar. A table lists five notices:

#	Title	Date	Notice	Action
1	Programming Contest	09 Sep 2022	On 26-11-2022 will held a programming contest on the school ...	
2	Annual Sports Day	03 Aug 2022	In your school campus on 16-12-2022 will held a program of a...	
3	Second Semester Exam	18 Oct 2022	Our second semester exam will held on 10-14-2022.Please be p...	
4	First Semester Exam	10 Sep 2022	Your first semester Exam will held on 19-09-2022.	
5	School holidays 2022	17 Aug 2022	22.12.22	

Showing 1 to 5 of 5 entries













Previous 1 Next

Copyright © School Management System v 5.6

Activate Windows  
Go to Settings to activate Windows.

# ANNOUNCEMENT > EVENT

The screenshot displays a web browser window with the URL `https://demo.school.inilabs.xyz/event`. The page title is "School Manag..". The user is logged in as "Alisha Henry" (Teacher). The left sidebar contains a navigation menu with the following items: Dashboard, Student, Parents, Teacher, Academic, Attendance, Exam, Mark, Message, Media, Online Exam, Leave Application, Activities Category, Library, Hostel, Announcement, and Notice. The main content area is titled "Event" and includes a breadcrumb "Dashboard / Event". Below the title is a "+ Add a event" button and export options: Copy, Excel, CSV, and PDF. A search bar is present on the right. The main table lists four events:

#	Title	From Date	To Date	Details	Action
1	Victory Day	17 Nov 2022 (12:00 AM)	15 Dec 2022 (12:00 AM)	National Victory Day	  
2	International Mother Lang...	03 Aug 2022 (12:00 AM)	03 Aug 2022 (11:59 PM)	The idea to celebrate International Moth...	  
3	Football Tournament	03 Aug 2022 (12:00 AM)	03 Aug 2022 (11:59 PM)	ISN's middle	  
4	HACKATHON	03 Aug 2022 (12:00 AM)	04 Aug 2022 (12:00 AM)	Your next	  

Showing 1 to 4 of 4 entries

Navigation: Previous | 1 | Next

Copyright © School Management System v 5.6

Windows taskbar at the bottom shows the time as 11:35 PM on 8/24/2023, with system tray icons for temperature (29°C), smoke, and network.

# ANNOUNCEMENT > HOLIDAY

The screenshot displays a web browser window with the URL <https://demo.school.inilabs.xyz/holiday>. The page title is "School Manag..". The user is logged in as "Alisha Henry" (Teacher). The main content area is titled "Holiday" and includes a breadcrumb "Dashboard / Holiday". Below the title is a "+ Add a holiday" link and export options: "Copy", "Excel", "CSV", and "PDF". A search bar is present. The main table lists four holidays:

#	Title	From Date	To Date	Details	Action
1	Eid-ul-Fitr	02 Apr 2022	10 May 2022	Eid ul-Fitr Holiday is an optional holiday. Employment and h...	
2	Durga Puza 2020	14 Sep 2022	12 Oct 2022	Durga Puja is a public holiday. It is a day off for the gene...	
3	Victory Day	16 Dec 2022	17 Dec 2022	Victory Day is cel...	
4	Christmas Day	25 Dec 2022	25 Dec 2022	Christmas is an annual festival commemor...	

Showing 1 to 4 of 4 entries

Navigation: Previous | 1 | Next

Copyright © School Management System v 5.6

Windows taskbar: 11:35 PM, 8/24/2023, 29°C Smoke

# REPORT > CLASS REPORT

The screenshot displays a web browser window with the URL <https://demo.school.inilabs.xyz/classesreport>. The page title is "School Manag.." and the user is logged in as "Alisha Henry" (Teacher). The main content area is titled "Class Report" and features two dropdown menus for "Class" and "Section", both currently set to "Please Select". A teal "Get Report" button is positioned to the right of these dropdowns. The left sidebar contains a navigation menu with the following items: Dashboard, Student, Parents, Teacher, Academic, Attendance, Exam, Mark, Message, Media, Online Exam, Leave Application, Activities Category, Library, Hostel, Announcement, and Report. The footer of the page includes the text "Copyright © School Management System" and "v 5.6". An "Activate Windows" watermark is visible in the bottom right corner of the page content. The browser's taskbar at the bottom shows the Windows logo, a search bar, and several application icons including WhatsApp, Edge, File Explorer, Mail, Chrome, Photoshop, and Figma. The system tray on the right indicates a temperature of 29°C, weather of "Smoke", and the date and time as 11:37 PM on 8/24/2023.



# REPORT > STUDENT REPORT

The screenshot displays a web browser window with the URL `https://demo.school.inilabs.xyz/studentreport`. The page title is "School Manag.." and the user is logged in as "Alisha Henry" (Teacher). The main content area is titled "Student Report" and contains two dropdown menus labeled "Report For" and "Class", both with "Please Select" as the current value. A teal "Get Report" button is positioned to the right of the "Class" dropdown. The left sidebar lists various system modules: Dashboard, Student, Parents, Teacher, Academic, Attendance, Exam, Mark, Message, Media, Online Exam, Leave Application, Activities Category, Library, Hostel, Announcement, and Report. The footer includes "Copyright © School Management System" and "v 5.6". An "Activate Windows" watermark is visible in the bottom right corner of the page content. The Windows taskbar at the bottom shows the search bar, task view, and several open applications, with the system tray displaying "29°C Smoke" and the date "8/24/2023".

# REPORT > ID CARD REPORT

The screenshot shows a web browser window displaying a web application. The browser's address bar shows the URL `https://demo.school.inilabs.xyz/idcardreport`. The application header includes the text "School Manag.." and a user profile for "Alisha Henry" with the role "Teacher".

The main content area is titled "ID Card Report" and contains three dropdown menus for selection:

- ID Card For \* (Please Select)
- Type \* (Please Select)
- Background \* (Please Select)

Below these dropdowns is a teal "Get Report" button. The application footer includes the text "Copyright © School Management System" and "v 5.6".

The Windows taskbar at the bottom shows the search bar with the text "Type here to search", several application icons, and system tray information including "29°C Smoke", "ENG", and the date "8/24/2023".

# REPORT > ADMIT CARD REPORT

The screenshot displays a web browser window with the URL <https://demo.school.inilabs.xyz/admitcardreport>. The page title is "School Manag.." and the user is logged in as "Alisha Henry" (Teacher). The left sidebar contains a navigation menu with the following items: Dashboard, Student, Parents, Teacher, Academic, Attendance, Exam, Mark, Message, Media, Online Exam, Leave Application, Activities Category, Library, Hostel, Announcement, and Report. The main content area is titled "Admit Card Report" and features a form with the following fields: "Class \*", "Exam \*", "Type \*", and "Background \*". Each field has a dropdown menu with "Please Select" as the current selection. A teal "Get Report" button is positioned below the "Background \*" field. The footer of the page includes the text "Copyright © School Management System" and "v 5.6". An "Activate Windows" watermark is visible in the bottom right corner of the page content. The Windows taskbar at the bottom shows the search bar, taskbar icons for various applications, system tray icons for weather (29°C Smoke), time (11:39 PM), and date (8/24/2023).

# REPORT > ATTENDANCE OVERVIEW REPORT

The screenshot displays a web browser window with the URL `https://demo.school.inilabs.xyz/attendanceoverviewreport`. The page title is "School Manag.." and the user is logged in as "Alisha Henry" (Teacher). The left sidebar contains a navigation menu with the following items: Dashboard, Student, Parents, Teacher, Academic, Attendance, Exam, Mark, Message, Media, Online Exam, Leave Application, Activities Category, Library, Hostel, Announcement, and Report. The main content area is titled "Attendance Overview Report" and features a "Report For" dropdown menu with the text "Please Select" and a "Get Report" button. The footer of the page includes the text "Copyright © School Management System" and "v 5.6". An "Activate Windows" watermark is visible in the bottom right corner of the page content. The Windows taskbar at the bottom shows the search bar, taskbar icons for various applications, and system tray information including the date and time (11:39 PM, 8/24/2023).

# REPORT > LIBRARY BOOKS REPORT

The screenshot displays a web browser window with the URL <https://demo.school.inilabs.xyz/librarybooksreport>. The page title is "School Manag.." and the user is logged in as "Alisha Henry" (Teacher). The main content area is titled "Library Books Report" and contains a form with the following fields:

- Book Name:
- Subject Code:
- Rack No:
- Status:

A green "Get Report" button is located below the Status field. The sidebar on the left lists various navigation options: Dashboard, Student, Parents, Teacher, Academic, Attendance, Exam, Mark, Message, Media, Online Exam, Leave Application, Activities Category, Library, Hostel, Announcement, and Report. The footer of the page includes "Copyright © School Management System" and "v 5.6". An "Activate Windows" watermark is visible in the bottom right corner of the page content.

# REPORT > LIBRARY CARD REPORT

The screenshot displays a web browser window with the URL <https://demo.school.inilabs.xyz/librarycardreport>. The page title is "School Manag.." and the user is logged in as "Alisha Henry" (Teacher). The main content area is titled "Library Card Report" and features three dropdown menus for "Class \*", "Type \*", and "Background \*", each with "Please Select" as the current selection. A teal "Get Report" button is positioned below these filters. The left sidebar contains a navigation menu with items: Dashboard, Student, Parents, Teacher, Academic, Attendance, Exam, Mark, Message, Media, Online Exam, Leave Application, Activities Category, Library, Hostel, Announcement, and Report. The footer includes "Copyright © School Management System" and "v 5.6". An "Activate Windows" watermark is visible in the bottom right corner of the page content. The Windows taskbar at the bottom shows the search bar, taskbar icons for various applications, system tray icons for weather (29°C Smoke), network, and volume, and the system clock (11:39 PM, 8/24/2023).

# REPORT > LIBRARY BOOK ISSUE REPORT

The screenshot displays a web browser window with the URL `https://demo.school.inilabs.xyz/librarybookissuereport`. The page title is "School Manag.." and the user is logged in as "Alisha Henry" (Teacher). The main content area is titled "Library Book Issue Report" and contains the following form fields:

- Class:** A dropdown menu with "Please Select" as the current selection.
- Type:** A dropdown menu with "Please Select" as the current selection.
- Library ID:** A text input field.
- From Date:** A text input field.
- To Date:** A text input field.
- Get Report:** A teal button to submit the report.

The sidebar menu on the left includes: Dashboard, Student, Parents, Teacher, Academic, Attendance, Exam, Mark, Message, Media, Online Exam, Leave Application, Activities Category, Library, Hostel, Announcement, and Report. The footer of the page contains "Copyright © School Management System" and "v 5.6". The Windows taskbar at the bottom shows the time as 11:39 PM on 8/24/2023, with a temperature of 29°C and the word "Smoke".

# REPORT > TERMINAL REPORT

The screenshot displays a web browser window with the URL <https://demo.school.inilabs.xyz/terminalreport>. The page title is "School Manag.." and the user is logged in as "Alisha Henry" (Teacher). The left sidebar contains a navigation menu with the following items: Dashboard, Student, Parents, Teacher, Academic, Attendance, Exam, Mark, Message, Media, Online Exam, Leave Application, Activities Category, Library, Hostel, Announcement, and Report. The main content area is titled "Terminal Report" and features a form with a "Class" dropdown menu (currently showing "Please Select") and a "Get Report" button. The footer of the page includes "Copyright © School Management System" and "v 5.6". An "Activate Windows" watermark is visible in the bottom right corner of the page content. The Windows taskbar at the bottom shows the search bar, taskbar icons for various applications, and system tray information including "29°C Smoke" and the date "8/24/2023".



# REPORT > TABULATION SHEET REPORT

The screenshot shows a web browser window displaying a web application. The browser's address bar shows the URL <https://demo.school.inilabs.xyz/tabulationsheetreport>. The application header includes the text "School Manag.." and a user profile for "Alisha Henry" with the role "Teacher".

The main content area is titled "Tabulation Sheet Report" and features a form with a "Class" dropdown menu currently set to "Please Select" and a "Get Report" button. The breadcrumb navigation shows "Dashboard / Tabulation Sheet Report".

A dark sidebar on the left contains a list of navigation options: Dashboard, Student, Parents, Teacher, Academic, Attendance, Exam, Mark, Message, Media, Online Exam, Leave Application, Activities Category, Library, Hostel, Announcement, and Report.

At the bottom of the application, there is a copyright notice: "Copyright © School Management System" and a version number "v 5.6". A Windows watermark is visible in the bottom right corner of the application area.

The Windows taskbar at the bottom of the screen shows the search bar with the text "Type here to search", several application icons (including WhatsApp, Edge, File Explorer, Mail, Chrome, Photoshop, and XD), and system tray information including "29°C Smoke", "ENG", and the date/time "11:40 PM 8/24/2023".

# REPORT > MARK SHEET REPORT

The screenshot displays a web browser window with the URL <https://demo.school.inilabs.xyz/marksheetreport>. The page title is "School Manag.." and the user is logged in as "Alisha Henry" (Teacher). The main content area is titled "Mark Sheet Report" and features a form with a "Class" dropdown menu (currently showing "Please Select") and a "Get Report" button. The left sidebar contains a navigation menu with items: Dashboard, Student, Parents, Teacher, Academic, Attendance, Exam, Mark, Message, Media, Online Exam, Leave Application, Activities Category, Library, Hostel, Announcement, and Report. The footer of the page includes "Copyright © School Management System" and "v 5.6". An "Activate Windows" watermark is visible in the bottom right corner of the page content. The Windows taskbar at the bottom shows the search bar, task view, and various application icons, along with system tray information: 29°C, Smoke, 11:40 PM, 8/24/2023.

# STUDENT GROUP

The screenshot shows a web browser window displaying a 'School Management System' interface. The browser's address bar shows the URL <https://demo.school.inilabs.xyz/studentgroup>. The page title is 'School Manag..'. The user is logged in as 'Alisha Henry', a Teacher.

The main content area is titled 'Student Group' and features a search bar and export options (Copy, Excel, CSV, PDF). Below these is a table with the following data:

#	Group
1	Science
2	Arts
3	Commerce

Below the table, it indicates 'Showing 1 to 3 of 3 entries' and includes 'Previous', '1', and 'Next' navigation buttons.

The sidebar on the left contains the following navigation items: Dashboard, Student, Parents, Teacher, Academic, Attendance, Exam, Mark, Message, Media, Online Exam, Leave Application, Activities Category, Library, Hostel, Announcement, and Report.

The Windows taskbar at the bottom shows the search bar, taskbar icons for various applications, system tray information (29°C, Smoke, 11:47 PM, 8/24/2023), and an 'Activate Windows' watermark.

**THANK YOU!**

**CALL US AT**  
**+1 (312) 800-9636 (CHICAGO)**  
**+92 300 4089119 (PAKISTAN)**

---